




# ThistlePro Range

		Finish coat - Performance finish		
				
		ThistlePro DuraFinish	ThistlePro PureFinish	ThistlePro Magnetic
Product Info	<b>Product</b>			
	<b>Product description</b>	Versatile and hard wearing plaster ideal for most backgrounds. Proven 60% tougher than standard skims	For use on a wide range of backgrounds. Provides a smooth, high quality surface to internal walls and ceilings	Applied the same as standard plaster with a minimum thickness of 3mm to enable magnetic attraction to any wall. For use on a wide range of backgrounds. It provides a smooth, high quality surface which attracts magnets to internal walls
	<b>Benefits of product</b>	Excellent resistance to glancing impacts or accidental damage like scratching, gouging or chipping. Damage to small areas does not spread or cause debonding, making repair easier	ThistlePro PureFinish contains ACTIVair technology, designed specifically to improve indoor air quality and decomposes formaldehyde emissions into non-harmful inert compounds, thus eliminating the risk of re-emission	Transform any wall into a surface that attracts magnets, making the ideal display board where what's on show can be endlessly changed. Perfect for children's bedrooms, schools, kitchens and offices
	<b>Finish colour</b>	Grey/White	Pink	Dark grey
	<b>Where generally used</b>	In high traffic areas at home, school or work. Ideal to use with Gyproc Habito and Gyproc DuraLine partitions with extra robustness requirements. Applied to most wall types including plasters and plasterboard	Ideally used in hospitals, schools, children's rooms and family homes where air quality for inhabitants is important. Applied onto most wall types	Perfect for children's bedrooms, living areas and kitchens in homes as well as schools, offices and meeting rooms
Prep	<b>Preparation advice</b>	Use Thistle GypPrime on dry and damp undercoats	Dampen dry undercoats first. Use Thistle Bond-it on MR boards and flat smooth concrete	Dampen dry undercoats first. Use Thistle Bond-it on MR boards and flat smooth concrete
Suction	<b>Where to use - background surface</b>			
	Dry undercoats	Y	Y	Y
	Damp undercoats	Y	Y	Y
	Plasterboard	Y	Y	Y
	Flat smooth concrete	Y	Y	Y
	Waterproof or cement based undercoats	Y	-	-
Application	<b>Application</b>			
	Hand applied	Y	Y	Y
	Spray applied	-	-	-
	Thickness applied - walls	2mm	2mm	3-6mm
	Coverage per bag at 2mm	10m <sup>2</sup>	10m <sup>2</sup>	5.1m <sup>2</sup> (3mm)
	Water requirement (litres per bag)	12	11.5	8.5
	Dry set weight at 2mm	3.4kg/m <sup>2</sup>	3.4kg/m <sup>2</sup>	3.4kg/m <sup>2</sup>
Set	<b>Setting time</b>	90-120 mins	90-120 mins	90-120 mins