





ThistlePro Range

		Finish coat - Performance finish			
					
		ThistlePro DuraFinish	ThistlePro PureFinish	ThistlePro UniFinish	ThistlePro Magnetic
Product Info	Product				
	Product description	Versatile and hard wearing plaster ideal for most backgrounds. Proven 60% tougher than standard skims	For use on a wide range of backgrounds. Provides a smooth, high quality surface to internal walls and ceilings	Specially formulated for re-skimming over a wide range of backgrounds with no need for PVA or pre-treatment	Applied the same as standard plaster with a minimum thickness of 3mm to enable magnetic attraction to any wall. For use on a wide range of backgrounds. It provides a smooth, high quality surface which attracts magnets to internal walls
	Benefits of product	Excellent resistance to glancing impacts or accidental damage like scratching, gouging or chipping. Damage to small areas does not spread or cause debonding, making repair easier	ThistlePro PureFinish contains ACTIVair technology, designed specifically to improve indoor air quality and decomposes formaldehyde emissions into non-harmful inert compounds, thus eliminating the risk of re-emission	Most backgrounds encountered in re-skimming jobs will need no pre-treatment before using ThistlePro UniFinish. There are some that do need pre-treatment, and there are a few where ThistlePro UniFinish is not suitable even with pre-treatment	Transform any wall into a surface that attracts magnets, making the ideal display board where what's on show can be endlessly changed. Perfect for children's bedrooms, schools, kitchens and offices
	Finish colour	Grey/White	Pink	Pink	Dark grey
	Where generally used	In high traffic areas at home, school or work. Ideal to use with Gyproc Habito and Gyproc DuraLine partitions with extra robustness requirements. Applied to most wall types including plasters and plasterboard	Ideally used in hospitals, schools, children's rooms and family homes where air quality for inhabitants is important. Applied onto most wall types	See website for full details british-gypsum.com/unifinish	Perfect for children's bedrooms, living areas and kitchens in homes as well as schools, offices and meeting rooms
Prep	Preparation advice	Use Thistle GypPrime on dry and damp undercoats	Dampen dry undercoats first. Use Thistle Bond-it on MR boards and flat smooth concrete	Most backgrounds need no pre-treatment. For full details of where it may be needed please visit british-gypsum.com/thistle-unifinish	Dampen dry undercoats first. Use Thistle Bond-it on MR boards and flat smooth concrete
Suction	Where to use - background surface				
	High Dry undercoats Damp undercoats Plasterboard Flat smooth concrete Low Waterproof or cement based undercoats	Y Y Y Y Y	Y Y Y Y -	Y Y Y Y Y	Y Y Y Y -
Application	Application				
	Hand applied Spray applied Thickness applied - walls Coverage per bag at 2mm Water requirement (litres per bag) Dry set weight at 2mm	Y - 2mm 10m ² 12 3.4kg/m ²	Y - 2mm 10m ² 11.5 3.4kg/m ²	Y - 2mm 10m ² 12 3.4kg/m ²	Y - 3-6mm 5.1m ² (3mm) 8.5 3.4kg/m ²
Set	Setting time	90-120 mins	90-120 mins	90-120 mins	90-120 mins