















Specialist Boards Selector Guide


British Gypsum specialist boards have been developed for the most demanding situations which call for higher levels of combined fire, moisture and acoustic performance. From external sheathing to steel encasement, these products deliver performance that cannot be achieved by standard boards, reducing the number of layers required or providing unique solutions.

	Specialist board				
					
	Glasroc H TILEBACKER Used for tiling in wet areas such as kitchens and bathrooms	Glasroc X Sheathing Board External weather protection	Glasroc F MULTIBOARD Used in conjunction with partitions and ceilings, where high levels of performance are required	Glasroc F FIRECASE Increased fire resistance primarily used in protecting structural steels	Rigidur H High performing board used in off-site manufacture and high traffic areas
Performance					
Thickness (mm)	6, 12.5	12.5	6, 10, 12.5	15, 20, 25, 30	12.5, 15
Width	1200	1200	1200	1200	1200
Length (mm)	900 - 3000	2400	2400 - 3000	2000 - 2400	2400 - 3000
Weight per board (kg) ¹	7.4 - 37.2	31.6	17.8 - 41.3	40.0 - 65.9	47.8 - 71.3
Edge profile	SE	SE	SE	SE	TE
Standards and certification	EN 15283-1 and Types GM-HI	EN 15283-1 and Types GM-HI	EN 15283-1 and Types GM-F (6mm GM-F and HI)	EN 15283-1, Types GM-F and HI BBA (No 93/2935) and LPCB 162a	EN 15283-2 and Types GF
Finishing	Not recommended	Not recommended. Used as part of external sheathing system	Thistle MultiFinish, Thistle BoardFinish or ThistlePro PureFinish 	Thistle MultiFinish, Thistle BoardFinish or ThistlePro PureFinish 	Thistle MultiFinish or Thistle BoardFinish (pre-treated with Thistle GypPrime)
Variants	-	-	-	-	Rigidur H with ACTIVair technology 


¹ For loading purposes only.


Performance key

 Enhanced sound performance


 Enhanced moisture performance


TE Tapered edge board


 Enhanced fire performance

 Enhanced thermal performance

SE Square edge board

 Enhanced robust performance

 Enhanced fixing performance

 **ACTIVair** technology

Why not use our boards in one of the many lining systems British Gypsum has to offer? All of our systems are covered by the **SpecSure®** lifetime system warranty when using genuine British Gypsum and Saint-Gobain Isover products.

For more information on our products and systems visit british-gypsum.com