

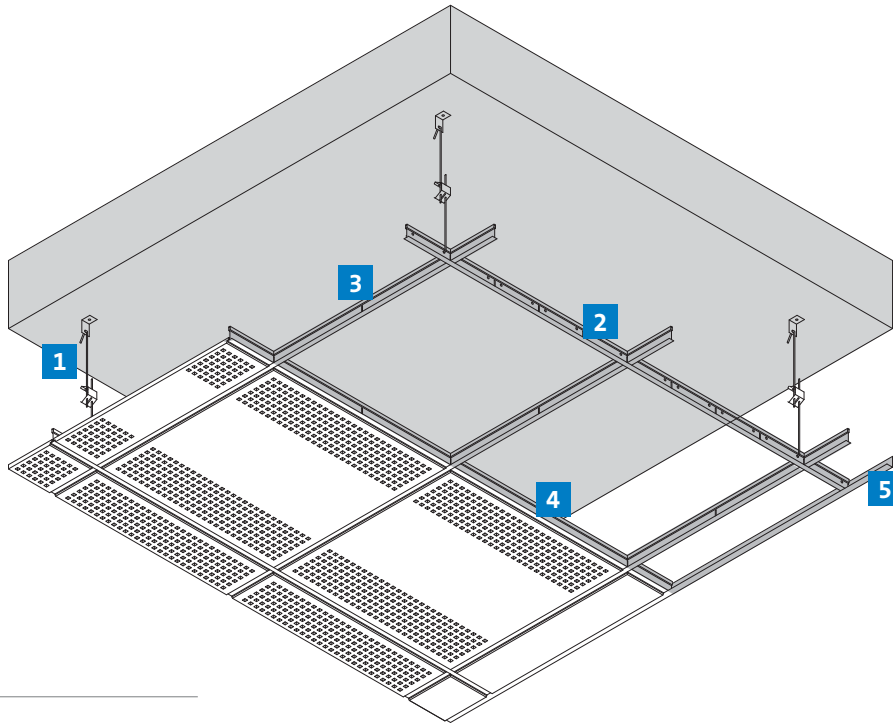


# CasoLine quick-LOCK grid systems



**British Gypsum**  
SAINT-GOBAIN

# CasoLine quick-lock T15 grid



1



**CasoLine quick-lock Quick Hanger**  
90 - 120mm up to  
2000 - 2300mm



**Suspension Wire**  
14swg

2



**CasoLine quick-lock T15/38 Main Tee**  
3000mm

3




**CasoLine quick-lock T15/38 Cross Tee**  
1200mm

4



**CasoLine quick-lock T15/38 Cross Tee**  
600mm

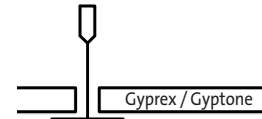
5



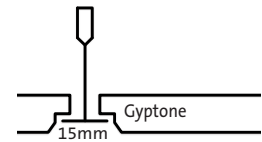
**CasoLine quick-lock WA02 Wall Angle**  
19mm x 24mm x 3000mm

## Tile edge details

A



E15

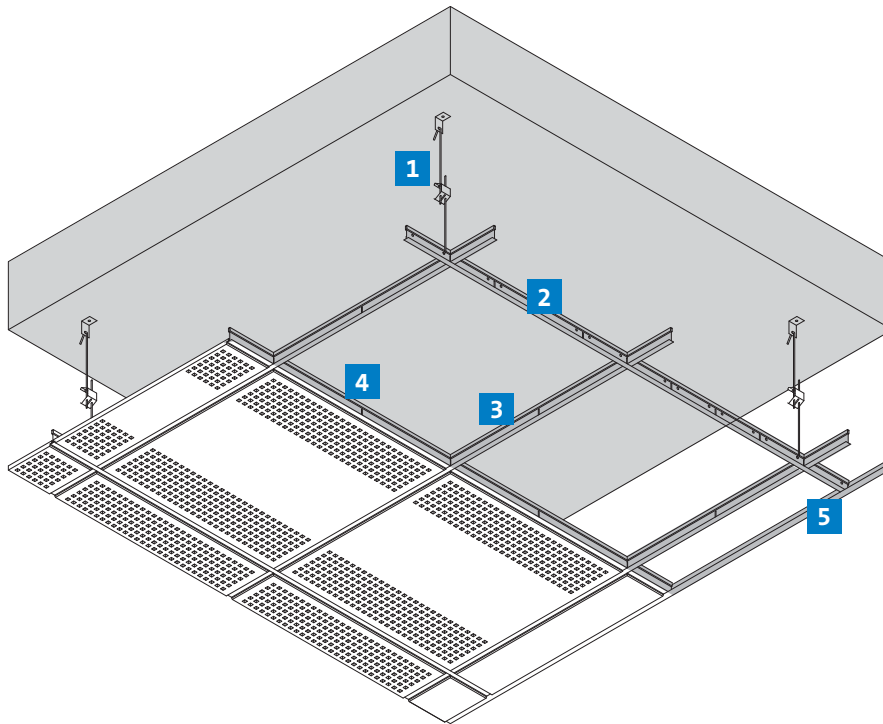


Ideally suited for Gyprex SATINSPAR, BIO, Gyptone A & E15 edge tiles to provide a stable square lay-in suspended tile ceiling solution.

Grid component colour: Snow white (RAL 9016).



# CasoLine quick-lock T24 grid



**1**



CasoLine quick-lock Quick Hanger  
90 - 120mm up to  
2000 - 2300mm

---



Suspension Wire  
14swg

---

**2**



CasoLine quick-lock T24/38  
Main Tee  
3600mm

**3**



CasoLine quick-lock T24/38  
Cross Tee  
1200mm

---

**4**



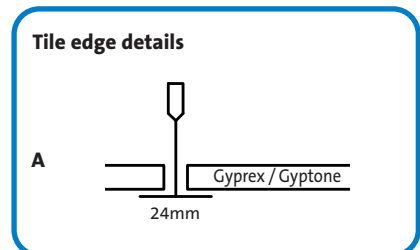
CasoLine quick-lock T24/38  
Cross Tee  
600mm

---

**5**



CasoLine quick-lock WA03  
Wall Angle  
24mm x 24mm x 3000mm

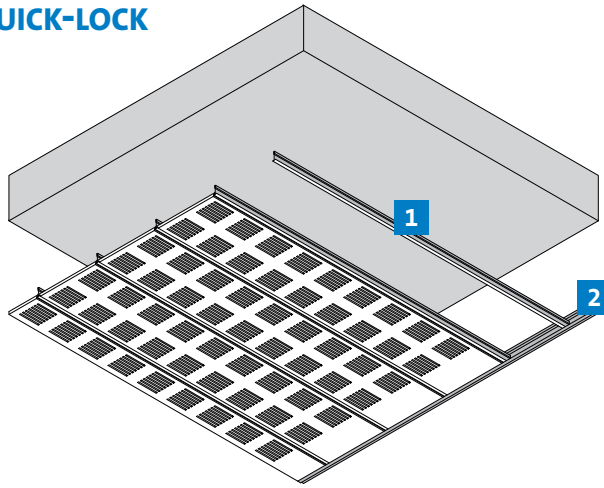


Perfect choice for use with Gyprex SATINSPAR, BIO and Gyptone A edge tiles to provide a high quality stable square lay-in grid suspended tile ceiling system.

Grid component colour: Snow white (RAL 9016).





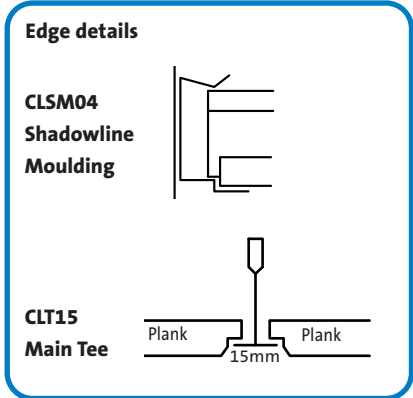
# CasoLine quick-LOCK Plank



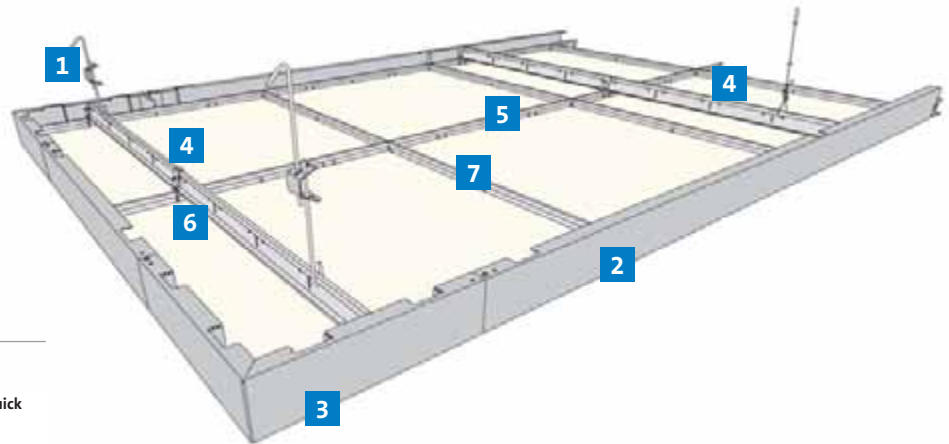
The ideal solution for corridors where a quick to install system is required that allows easy access into the plenum. For use with Gyptone ceiling plank systems available in widths of 1800mm, 2100mm and 2400mm.





Grid component colour: Snow white (RAL 9016).

<b>1</b>		<b>CasoLine quick-LOCK Main Tee</b> CLT15P01 1830mm CLT15P02 2130mm CLT15P03 2430mm
<b>2</b>		<b>CasoLine quick-LOCK Shadowline Moulding</b> CLSM04 3000mm



# CasoLine quick-LOCK island / raft solution



<b>1</b>		<b>CasoLine quick-LOCK Quick Hanger</b> 90 - 120mm up to 2000 - 2300mm
		Suspension Wire 14swg
<b>2</b>		<b>CasoLine quick-LOCK Island Edge Profile</b> IS EPU76 600mm IS EPU76 1200mm IS EPU76 1800mm IS EPU76 2400mm
<b>3</b>		<b>CasoLine quick-LOCK Island Corner Unit</b> IS CU76 300 (300mm x 300mm) IS CU76 600 (600mm x 600mm) IS ICU76 300 (Internal: 300mm x 300mm)

<b>4</b>		<b>CasoLine quick-LOCK Island Main Tee (Primary)</b> 15PT1200
<b>5</b>		<b>CasoLine quick-LOCK Island Cross Tee (Secondary)</b> IS ST1200 1221mm IS ST1800 1821mm IS ST2400 2421mm IS ST3000 3021mm
<b>6</b>		<b>CasoLine quick-LOCK Island Cross Connector and Screws</b>
<b>7</b>		<b>CasoLine quick-LOCK Cross Tee</b> T24/38

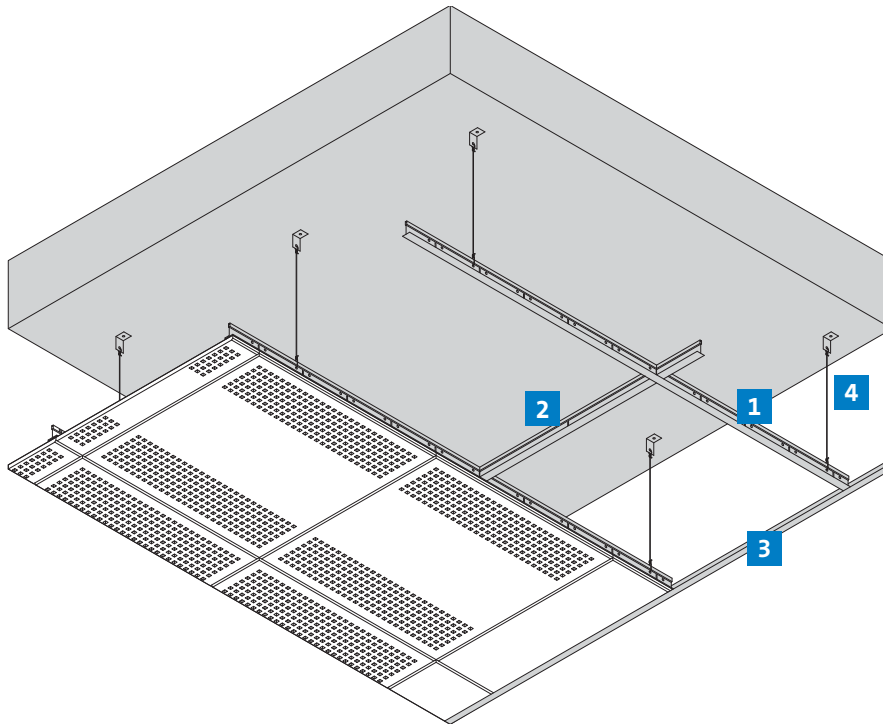
A modular free hanging ceiling island / raft solution which can be configured for use with Gyptone and Gyptone tiles.

Island / Raft Component colour: Snow white (RAL 9016).

NB: The open plenum nature of an island / Raft installation means that each configuration will potentially provide a different set of acoustic performance properties. Accordingly, please consult with an Acoustic Consultant for specific guidance on acoustic performance. The tile system selected will impact on acoustic performance.



# CasoLine quick-lock D1 concealed grid





- 1


**CasoLine quick-lock T24/38 Main Tee**  
3600mm
- 2

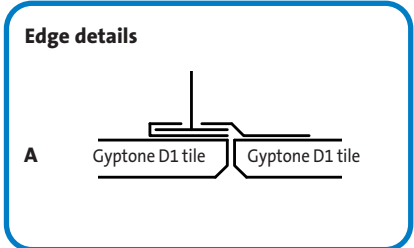

**CasoLine quick-lock D1 Cross Tee**  
T24D1  
600mm
- 3


**CasoLine quick-lock Wall Angle**  
**WA01** 32mm x 19mm x 3000mm  
**WA02** 19mm x 24mm x 3000mm  
**WA03** 24mm x 24mm x 3000mm

- 4


**CasoLine quick-lock Quick Hanger**  
90 - 120mm up to  
2000 - 2300mm
- 

**Suspension Wire**  
14swg



NB: This system now uses the standard CasoLine quick-lock T24/38 Main Tee

The perfect solution where a concealed grid solution is preferred. The grid is hidden behind the tile finish for use with the Gyptone D1 tile system.

Grid component colour: Snow white (RAL 9016).

Full access to plenum can be gained by moving a maximum of two tiles. Acoustic performance will be in line with the chosen Gyptone D1 tile selected.





**BRITISH GYPSUM**  
A BUSINESS SUPERBRAND  
SINCE 2008

Gyproc, Thistle, Gyproframe and Glasroc are all registered trade names of BPB United Kingdom Limited. Isover is a registered trade name of Saint-Gobain. Proprietor: BPB United Kingdom Limited registered in England 734396, registered office Saint-Gobain House, Binley Business Park, Coventry, CV3 2TT, UK.

British Gypsum reserves the right to revise product specifications without notice. The information in this document was correct to the best of our knowledge at the time of publication. It is the user's responsibility to ensure that it remains current prior to use. The information in this document is for guidance only and should not be read in isolation. Users should read and familiarise themselves with all the information contained in this document and ensure that they are fully conversant with the products and systems being used, before subsequent specification or installation. For a comprehensive and up-to-date library of information visit the British Gypsum website at: [www.british-gypsum.com](http://www.british-gypsum.com)

[www.british-gypsum.com](http://www.british-gypsum.com)

Technical enquiries  
British Gypsum  
Drywall Academy  
East Leake  
Loughborough  
Leicestershire  
LE12 6HX

Telephone: 0844 800 1991  
Fax: 0844 561 8816  
Email: [bgtechnical.enquiries@bpb.com](mailto:bgtechnical.enquiries@bpb.com)

Training enquiries: 0844 561 8810

British Gypsum May 2012 BG-CQLGS-A4-12



FM 52358

