

Welcome to British Gypsum

Robertsbridge

Welcome to British Gypsum


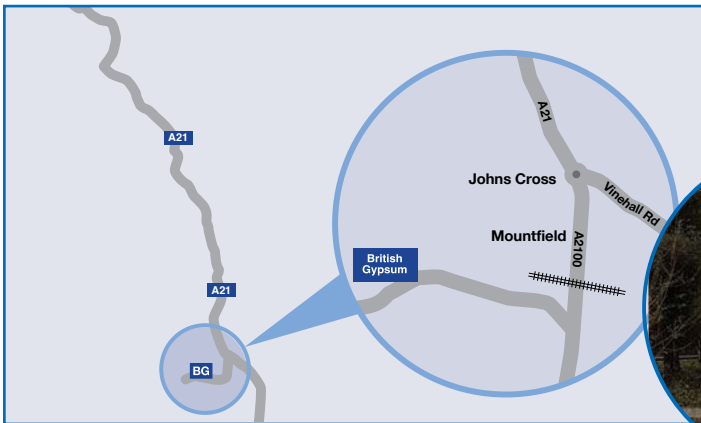
Here, nothing is more important than the safety and wellbeing of our employees and visitors. So please take a moment to ensure you are aware of our safety expectations and follow these when on site. I hope you enjoy your time with us.

Dean O'Sullivan
Managing Director




 Stay safe on site	
	30mph speed limit on all site roads
	Always reverse park on site
	Stand still when using your mobile phone
	Always hold the hand rail when using stairs
	Smoking only permitted in designated areas
	PPE required







How to get to British Gypsum site in Robertsbridge, East Sussex TN32 5LA



Robertsbridge site map



Key to site map

-  Reception
-  Visitor entrance
-  Visitor parking
-  Fire assembly points
-  Weighbridge
-  Security gate house

Enquiries

Mountfield
Robertsbridge
East Sussex
TN32 5LA

Tel: 0158 088 0234

british-gypsum.com



British Gypsum supports sustainable travel choices. Where possible, please opt for public transport, such as bus or train to travel to our locations.