

Environmental Product Declaration

In accordance with ISO 14025:2006, ISO 21930:2017 and
EN 15804:2012+A2:2019/AC:2021



Gypframe[®] metal profiles manufactured from “Carbon Low” steel

Version: 1
Publication Date: 2024/04/18
Validity: 5 years
Valid Until: 2029/04/17

EPD Type: Multiple Products (average results)
Scope of the EPD[®]: Cradle-to-gate with options, Module C and Module D

Manufacturer Address: Smethwick, West Midlands, B66 2PA

Programme: The International EPD[®] System
Programme Operator: EPD International AB
System Registration Number: S-P-12739



General information

Company information

Manufacturer: Saint-Gobain Construction Products UK Limited t/a British Gypsum

Site of manufacture: Smethwick, West Midlands, B66 2PA

Management system-related certification: ISO 14001 [1], ISO 50001 [2], ISO 9001 [3]

Product name: Gypframe® metal profiles manufactured from "Carbon Low" steel

EPD for multiple products: ☐ No ☒ Yes, the EPD represents the following products:

Studs: Gypframe 'C' Studs (Carbon Low), Gypframe AcouStuds (Carbon Low), Gypframe 'I' Studs (Carbon Low); **Channels:** Gypframe Folded Edge Standard Floor and Ceiling Channels (Carbon Low), Gypframe Deep Flange Floor and Ceiling Channels (Carbon Low), Gypframe Extra Deep Flange Floor and Ceiling Channels (Carbon Low), Gypframe CurveLyner Channel (Carbon Low), CasoLine MF Ceiling Channels (Carbon Low), Gypframe GypLyner Channels (Carbon Low), Gypframe Shaft Wall Starter and Retaining Channels (Carbon Low), Gypframe Fixing Channels (Carbon Low); **Other:** Gypframe Steel Angles (Carbon Low), Gypframe Board Jointing Components (Carbon Low), Gypframe Specialist Profiles (Carbon Low). (See our catalogue for product information [4], [5])

UN CPC code: 421 – Structural metal products and parts thereof

Owner of the declaration: Saint-Gobain Construction Products UK Limited t/a British Gypsum

EPD® prepared by: Charnett Chau (charnett.chau@saint-gobain.com) and Sila Danik Dirihan (sila.danik@saint-gobain.com)

Geographical scope of the EPD®: United Kingdom (Production), Global (Use and End-of-life)

EPD® registration number: S-P-12739

Declaration issued: 2024/04/18 valid until 2029/04/17

Demonstration of verification: An independent verification of the declaration was made, according to ISO 14025:2010 [6]. This verification was external and conducted by the following third party based on the PCR mentioned above.

Programme information

Programme: The International EPD® System [7]

Address: EPD International AB - Box 210 60 - SE-100 31 Stockholm - Sweden

Website: www.environdec.com

E-mail: info@environdec.com

CEN standard EN 15804:2012 + A2:2019 [8] serves as the Core Product Category Rules (PCR)

Product category rules (PCR): PCR 2019:14 Construction Products, version 1.3.3 [9]

PCR review was conducted by: The Technical Committee of the International EPD® System

See www.environdec.com for a list of members.

Chair: Claudia A. Peña, University of Concepción, Chile. The review panel may be contacted via the Secretariat www.environdec.com/contact - Contact via info@environdec.com

Independent third-party verification of the declaration and data, according to ISO 14025:2006:

☐ EPD process certification ☒ EPD verification

Third-party verifier: Matthew Fishwick, Fishwick Environmental Ltd.

Email: matt@fishwickenvironmental.com | Approved by: The International EPD® System

Signature:



Procedure for follow-up of data during EPD validity involves third-party verifier: ☒ Yes ☐ No

The EPD owner has sole ownership, liability, and responsibility for the EPD. EPDs within the same product category but registered in different EPD programmes, or not compliant with EN 15804, may not be comparable. For two EPDs to be comparable, they must be based on the same PCR (including the same version number) or be based on fully-aligned PCRs or versions of PCRs; cover products with identical functions, technical performances and use (e.g. identical declared/functional units); have equivalent system boundaries and descriptions of data; apply equivalent data quality requirements, methods of data collection, and allocation methods; apply identical cut-off rules and impact assessment methods (including the same version of characterisation factors); have equivalent content declarations; and be valid at the time of comparison. For further information about comparability, see EN 15804 and ISO 14025.

Product description

Product description and description of use

This Environmental Product Declaration (EPD[®]) describes the environmental impacts of **1 kg of Gypframe[®] metal profiles manufactured from “Carbon Low” steel, as installed.**

Gypframe[®] metal profiles is a product group that includes a large range of light-gauge steel framing products made of hot-dip galvanized steel. The product group includes studs, channels, sheet angles and other specialistic profiles that are designed as framing components for gypsum plasterboard systems as well as for the construction of ceilings, adjustment brackets, couplings, etc. These metal profiles are all made using the same main raw material, galvanized steel coil graded DX51D/S220GD +Z140 MAC, and via the steel profiling technology used at the manufacturing site in Smethwick. Gypframe[®] metal profiles manufactured from “Carbon Low” steel, branded Gypframe[®] Carbon Low, is a subset of Gypframe[®] products manufactured using electric arc furnace (EAF)-derived steel coils as opposed to blast furnace / basic oxygen furnace (BF/BOF)-derived steel coils.

The range of products has a thickness of 0.5 mm and lengths between 2395 to 6000 mm, the energy required to manipulate/profile steel coils into the different Gypframe[®] products is very similar per mass (kg). Hence, it has been deemed suitable to produce an EPD for an average framing product to represent all metal profiles manufactured from EAF-derived steel coils under the umbrella of Gypframe[®] metal profiles manufactured from “Carbon Low” steel.

Notes:

(1) As the product was not yet on the market at the time of EPD development, the LCA was built based on manufacturing a similar product, Gypframe[®] Metal Profiles, with a valid EPD [10], where the difference in modelling lies only with steel coil manufacture and its supply to the product manufacturing site. The LCA will be revisited after one year of product launch.

(2) Saint-Gobain's naming policy warrants only products with a reduced carbon footprint of > 20% as compared to its conventional product to be called “Carbon Low”. The LCA conducted shows that using EAF-derived steel coil instead of BF-derived steel has met this criterion.

Technical data/physical characteristics:

Reaction to fire*	A1	As EN 13501 [11] and EN 14915 [12]
Density	7750 kg/m ³	-
Steel grade	DX51D/S220GD + Z140 MA-C (as delivered)	As EN 10345 [13]
Yield strength*	> 210 N/mm ²	As EN 14915
Tensile strength	270 – 500 N/mm ²	-
Profile thickness	0.4 – 1 mm	-

*As stated in the Declaration of Performance (DoP) for Gypframe[®] Metal Profiles [14].

Declaration of the main product components and/or materials

All raw materials contributing more than 5% to any environmental impact are listed in the following table.

Product components	Mass (%)	Post-consumer recycled content (%)	Biogenic carbon content (%)**
Galvanised steel	> 99	80*	0
Other components	< 1	0	0
Packaging materials	Mass (kg)	Mass (%)	Biogenic carbon content (%)**
Polypropylene	0.00068	28	0
Wooden pallet	0.0017	72	0.41

*The worst-case post-consumer recycled content reported through EAF-derived steel coil EPDs produced by Saint-Gobain British Gypsum potential suppliers. Note: Saint-Gobain British Gypsum is only sourcing EAF-derived steel coils that can be provided with valid EPDs for the product.

**Biogenic carbon content in % is equivalent to carbon mass per overall mass of material (kgC/kg).

During the life cycle of the product, any hazardous substance listed in the “Candidate List of Substances of Very High Concern (SVHC) for authorization” [15] has not been used in a percentage higher than 0.1% of the weight of the product. The verifier and the program operator do not make any claim nor have any responsibility for the legality of the product.

Raw material category	Product (mass %)	Packaging (mass %)
Metals	> 99	0
Minerals	0	0
Fossil materials	< 1	28
Bio-based materials	0.0017	72

LCA calculation information

TYPE OF EPD	Cradle-to-gate with options (Modules A4-A5, Module B), Modules C1-C4 and Module D.
DECLARED UNIT	1 kg of Gypframe® metal profiles manufactured from “Carbon Low” steel, as installed.
SYSTEM BOUNDARIES	A1-A5, B1-B7, C1-C4 and D
REFERENCE SERVICE LIFE (RSL)	60 years. By default, it corresponds to standard building design life (in the UK), and it is noted that internal metal profiles are in place for this duration.
CUT-OFF RULES	In the case that there is not enough information, the process energy and materials representing less than 1% of the whole energy and mass used can be excluded (if they do not cause significant impacts). The addition of all the inputs and outputs excluded cannot be bigger than 5% of the mass and energy used, as well as emissions to the environment, per module. The construction of plants, production of machines and transportation systems, (i.e. any infrastructure) are excluded since the related flows are supposed to be negligible compared to the production of the product when compared to the system's lifetime level. However, we note that some generic datasets used in the LCA model may include capital goods and infrastructure within their system boundaries. Flows related to human activities such as employee transport are also excluded.
ALLOCATIONS	The allocation criteria are based on the mass flow of products and co-products – i.e. mass allocation between the different product ranges produced in Smethwick, United Kingdom. Where raw materials and energy usage cannot be directly attributed to individual products the total quantity used in the factory was divided by the total mass of products produced to achieve materials and energy per kilogram of product. The polluter pays and modularity principles have been followed. The impact arising from the treatment of waste generated within the system boundaries is allocated to the product until waste reaches the end-of-waste state. Where there is possible recycle content allocation, due diligence was carried out to ensure the cut-off approach has been used.
APPROACH FOR EPD DEVELOPMENT FOR PRIOR PRODUCT LAUNCH	One year of data regarding steel coil processing into metal profiles and their subsequent distribution was collected for Gypframe® Metal Profiles [10], which is deemed representative of the processing needs of Gypframe® metal profiles manufactured from “Carbon Low” steel. The supply of EAF steel coil was modelled using a supplier EPD that was deemed worst-case amongst other EAF steel coil suppliers with EPDs for their product.
GEOGRAPHICAL COVERAGE AND TIME PERIOD	Scope: UK (production), Global (use and disposal). Data were collected from one production site located in Smethwick, UK by Saint-Gobain British Gypsum and Saint-Gobain Gyproc Ireland. Data collected for the year: 2022
BACKGROUND DATA SOURCE	Sphera Managed LCA Content v2023.1 [16] and ecoinvent v.3.8 (cut-off) [17].
SOFTWARE	Sphera LCA for Experts v10 [18].
LCA METHODOLOGY	In addition to EN 15804:2019+A2 and PCR 2019:14, the study was carried out in accordance with ISO 14040:2006 [19], ISO 14044:2006 [20], and GPI for the International EPD® system [21].
MULTIPLE PRODUCT APPROACH	Average production.

According to EN 15804:2012+A2:2019, EPDs of construction products may not be comparable if they do not comply with this standard. According to ISO 21930: 2017 EPDs might not be comparable if they are from different programmes.

LCA scope

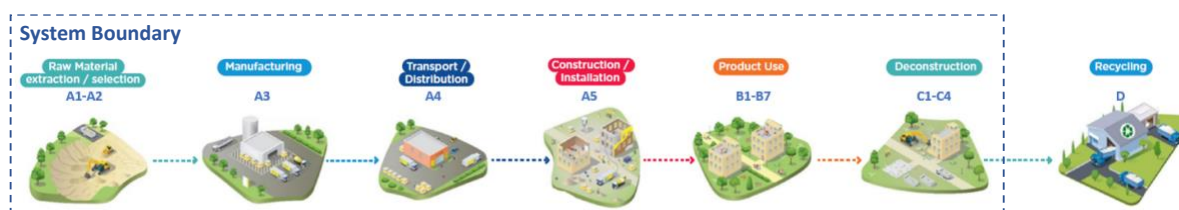
System boundaries (X=included. MND=module not declared)

Specific data used and variations are based on the GWP-GHG indicator.

	PRODUCT STAGE			CONSTRUCTION STAGE		USE STAGE							END OF LIFE STAGE				BENEFITS AND LOADS BEYOND THE SYSTEM BOUNDARY
	Raw material supply	Transport	Manufacturing	Transport	Construction-Installation process	Use	Maintenance	Repair	Replacement	Refurbishment	Operational energy use	Operational water use	De-construction demolition	Transport	Waste processing	Disposal	Reuse-recovery
Module	A1	A2	A3	A4	A5	B1	B2	B3	B4	B5	B6	B7	C1	C2	C3	C4	D
Modules declared	X	X	X	X	X	X	X	X	X	X	X	X	X	X	X	X	X
Geography	EU/GLO		GB	GB/GLO													
Specific data used*	< 10%																
Variation products	< 1%																
Variation sites	N/A																

*Share of specific data that is specified according to PCR 2019:14. We gathered site-specific data on the generation of electricity provided by contracted suppliers (using Guarantee of Origin), transportation data on distances, means of transportation, load factor, fuel/other energy consumption at the site. The value in the table is calculated on the share of impact deriving from LCI data from databases on transportation and energy ware that are combined with actual transportation and energy parameters.

Life cycle stages



A1-A3, Product stage

Modules A1-A3 sit within the product stage of a building's life cycle, where raw and secondary materials are extracted and processed (A1) before being transported (A2) to manufacturing facilities for the fabrication of building products (A3). Here we detail A1-A3 for Gypframe® metal profiles manufactured from “Carbon Low” steel produced at Smethwick. Information on the supply of materials and manufacturing of the product(s) were primary data from Saint-Gobain British Gypsum and Hadley Group. Secondary data from Sphera (2023.1) and ecoinvent (3.8) databases were used to obtain LCIs for input materials and the processing of waste materials. Electricity used at the Smethwick manufacturing site was modelled based on the power mix purchased with a Guarantee of Origin (GO)/residue electricity mix from the UK market.

The aggregation of the modules A1, A2, and A3 is a possibility considered by the EN 15804 standard. This rule is applied in this EPD.

A1: Raw materials supply

Raw materials that are required to manufacture the Gypframe® metal profiles manufactured from “Carbon Low” steel are supplied from various countries around the world. These raw materials can be categorised as “natural” materials and “processed” materials. Materials supplied to the product manufacturing site are all “processes”, steel coils are processed materials manufactured from steel scraps and pig iron.

The use of electricity, fuels, and auxiliary materials in production is taken into account too. The environmental profile of these energy carriers is modelled for local conditions.

A2: Transport to the manufacturer

The raw materials are transported to the manufacturing site. The modelling includes road, boat and/or train transportation of each raw material.

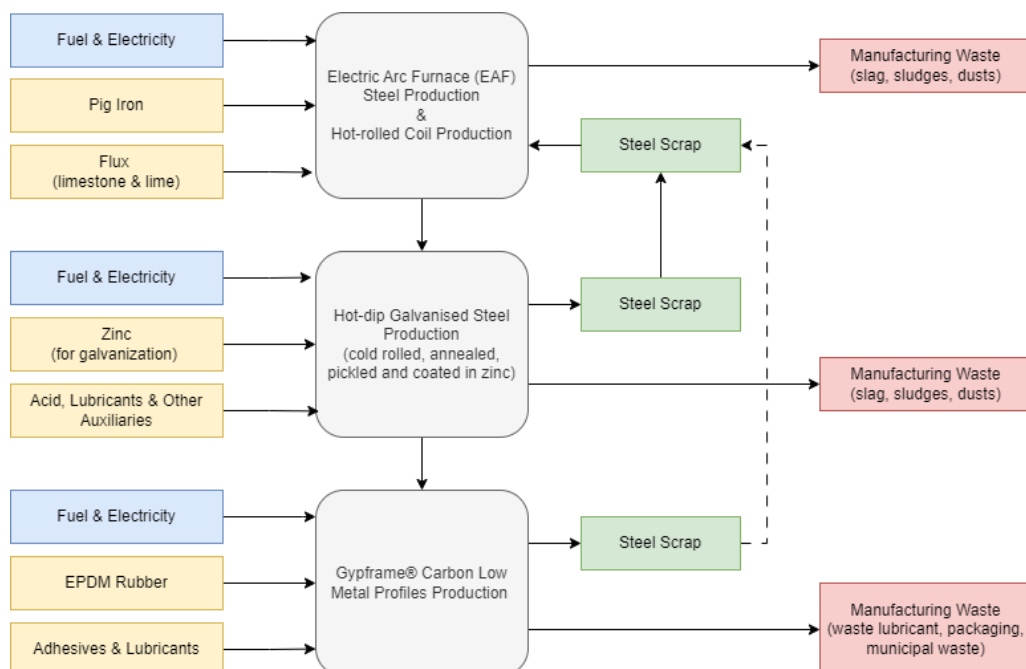
A3: Manufacturing

See *Process Flow Diagram* for a complete breakdown of the manufacturing process.

In A3, other processes modelled include:

- The processing of waste arising from the manufacturing process. How manufacturing waste is processed was based on waste reports from waste contractors, however, where processes are unavailable from Sphera and ecoinvent databases, the worst-case process was used (landfill and incineration).
- The combustion of refinery products, such as natural gas, is related to the production process.
- Packaging-related flows in the production process and all upstream packaging are included in the manufacturing module, i.e. wooden pallets and polypropylene packaging.
 - In addition to the production of packaging material, the supply and transport of packaging material are also considered in the LCA model. They are reported and allocated to the module where the packaging is applied. Data on packaging waste created during this step are then generated.

Manufacturing process flow diagram



Manufacturing in detail

The figure above shows the main processes associated with manufacturing Gypframe® metal profiles manufactured from “Carbon Low” steel which include steel manufacturing processes that occur at our steel supplier’s site (i.e. the electric arc furnace steel and hot-dip galvanised steel productions).

Gypframe® metal profiles manufactured from “Carbon Low” steel are manufactured using hot-dip galvanized steel coil produced and sourced from specific suppliers around the world. Our suppliers for steel coils manufacture via the EAF route. The production of steel via EAF requires steel scrap as the main input and may be mixed with pig iron for its high iron content. Molten steel from the EAF is transferred to a secondary refining furnace (SRF) because they are cast into slabs and rolled to produce hot-rolled coils.

To produce hot-dip galvanized steel, the hot-rolled coil is cold-rolled, annealed, pickled and coated in zinc. Hot-dip galvanized steel coils are formed and cut into the specific profiles required for the building application, i.e. manufactured into Gypframe® metal profiles manufactured from “Carbon Low” steel at our designated site in Smethwick, UK. The products are packaged in plastic straps and loaded onto wooden bearers/pallets before distribution.

A4-A5, Construction process stage

The construction process is divided into two modules: A4, transport to the building site and A5, installation in the building.

A4: Transport to the building site

Distribution distances of products were obtained by mapping the transport distances from the Smethwick manufacturing site to Saint-Gobain British Gypsum and Saint-Gobain Gyproc Ireland distribution locations and then to the client for Gypframe® metal profiles manufactured from “Carbon Low” steel. The average distance was then taken along with the typical mode and load of transport to form the transport scenario. All clients were included in the calculation from the year 2022, no assumptions or cut-offs were made to find the average distribution distance. Additionally, it’s assumed that no product is lost, broken or wasted during transportation due to the efficiency of our courier and our packing process.

NATIONAL PARAMETERS (87.5% OF SALES)	VALUE
Fuel type and vehicle type e.g. long-distance truck, boat, etc.	Long-distance truck: 28t payload capacity Euro 0 – 6 mix Fuel type: Diesel
Distance	370 km
Average load weight	26.3 tonnes
Empty return	36%
Average utilisation	92%
EXPORT PARAMETERS (12.5% OF SALES)*	VALUE
Fuel type and vehicle type e.g. long-distance truck, boat, etc.	Long-distance truck: 26t payload capacity Euro 0 – 6 mix Fuel type: Diesel Container ship: 43000 t payload capacity Fuel type: Heavy fuel oil
Road distance	329 km
Truck average load weight	25 tonnes
Empty return	0%
Truck average utilisation	96%
Sea distance	291 km
Shipping average utilisation	0.7

*Export percentage includes transport to and distribution from Saint-Gobain Gyproc Ireland.

A5: Installation in the building

The scenario for the installation of 1 kg of Gypframe® metal profiles manufactured from “Carbon Low” steel was developed in consultation with Saint-Gobain British Gypsum’s technical team and product technical data sheets for the average installation requirements for typical Gypframe® products. The installation typically requires screws and a small amount of energy use from tools. 5% product loss was assumed and resupply of the losses was modelled. UK waste stats were applied to modelling the disposal of steel. However, worst-case scenario, landfill, was modelled for packaging waste.

PARAMETER	VALUE/DESCRIPTION
Ancillary materials for installation	Screws: 2 units
Electricity use	0.2 kWh
Wastage output from installation	Product: 0.05 kg (92% recycled, 8% landfilled) Pallet: 0.00181 kg (worst-case: 100% landfilled) Polypropylene: 0.00072 kg (worst-case: 100% landfilled)
Direct emissions	None

B1-B7, Use stage

The use stage, related to the building fabric is separated into seven modules. The following describes the use of Gypframe® metal profiles manufactured from “Carbon Low” steel over its RSL, 60 years, which corresponds to a building’s standard life span.

B1: Use (or application of the installed product)

This model represents any emissions to the environment of the installed product. Emissions to the environment are not attributable to Gypframe® metal profiles manufactured from “Carbon Low” steel.

B2: Maintenance; B3: Repair; B4: Replacement; B5: Refurbishment

No maintenance, repair, replacement or refurbishment is required after the implementation of Gypframe® metal profiles manufactured from “Carbon Low” steel. Therefore, no impact has been accounted for in these modules.

B6: Operational energy use; B7: Operational water use

Gypframe® metal profiles manufactured from “Carbon Low” steel are not related to any electricity or water use during the operation of the building. Therefore, no impact has been accounted for in these modules.

C1-C4, End of life stage

The end-of-life scenario for Gypframe® metal profiles manufactured from “Carbon Low” steel was developed based on Saint-Gobain’s own knowledge and confirmation of customers for the deconstruction and demolition of the product from the building (C1). Since most products are distributed in the UK, UK waste statistics [22] for metal were used to determine the EoL of the steel profiles.

C1: Deconstruction, demolition

The deconstruction and/or dismantling process of Gypframe® metal profiles manufactured from “Carbon Low” steel is assumed to be deconstructed as part of the entire building. These processes mainly use energy for mechanical operations. In our case, a small amount of energy is considered 0.0437 MJ/kg.

C2: Transport to waste processing

As there are no data for the transport of waste after its use, the default distance of 100 km of an average truck used at 85% capacity was assumed.

C3: Waste processing for reuse, recovery and/or recycling

The percentage of product waste recovered for recycling considered UK waste statistics on non-hazardous construction demolition waste recovered in the UK and “Metallic wastes, ferrous” (from all sectors) recovered for recycling. It was determined that approximately 92% of steel profiles would be recycled.

C4: Disposal

Based on UK waste statistics, it was assumed that 8% of Gypframe® metal profiles manufactured from “Carbon Low” steel is landfilled.

PARAMETER	VALUE/DESCRIPTION
Collection process specified by type	100% collected with mixed deconstruction and demolition waste
Recovery system specified by type	0.92 kg recycled
Disposal specified by type	0.08 kg to landfill
Assumptions for scenario development (e.g. transportation)	Waste is transported 100 km by truck from deconstruction or demolition sites to either landfill or recycling sites

D, Reuse/Recovery/Recycling potential

It was assumed that recovered steel scraps are used to produce steel billets/slabs produced via electric arc furnaces, which replace steel billets and slabs produced via blast furnaces.

LCA results

As specified in EN 15804:2012+A2:2019 and the Product-Category Rules, the environmental impacts are declared and reported using the baseline characterisation factors from the EC-JRC. Specific data has been supplied by the plant, and generic data come from Sphera andecoinvent databases.

All emissions to air, water, and soil, and all materials and energy used have been included.








The estimated impact results are only relative statements which do not indicate the endpoints of the impact categories, exceeding threshold values, safety margins or risks.

It is discouraged to use the results of Modules A1-A3 without considering the results of other modules, particularly, Module C.

All figures refer to a declared unit of 1 kg of Gypframe® metal profiles manufactured from “Carbon Low” steel as installed.











The following results correspond to a product range manufactured in a single plant: Smethwick.

Environmental impacts









		PRODUCT STAGE	CONSTRUCTION STAGE		USE STAGE							END OF LIFE STAGE				REUSE, RECOVERY RECYCLING
Environmental indicators		A1 / A2 / A3	A4 Transport	A5 Installation	B1 Use	B2 Maintenance	B3 Repair	B4 Replacement	B5 Refurbishment	B6 Operational energy use	B7 Operational water use	C1 Deconstruction / demolition	C2 Transport	C3 Waste processing	C4 Disposal	D Reuse, recovery, recycling
	Climate change (total) [kg CO ₂ eq.]	1.25E+00	2.81E-02	1.80E-01	0	0	0	0	0	0	0	5.15E-03	5.97E-03	2.31E-03	1.04E-03	-3.69E-01
	Climate change (fossil) [kg CO ₂ eq.]	1.23E+00	2.79E-02	1.76E-01	0	0	0	0	0	0	0	5.15E-03	6.01E-03	2.31E-03	1.20E-03	-3.70E-01
	Climate change (biogenic) [kg CO ₂ eq.]	1.04E-02	-1.55E-05	4.05E-03	0	0	0	0	0	0	0	1.76E-06	-8.93E-05	-2.39E-05	-1.57E-04	5.87E-04
	Climate change (land use change) [kg CO ₂ eq.]	2.54E-03	2.57E-04	1.56E-04	0	0	0	0	0	0	0	4.53E-07	5.58E-05	1.77E-05	3.49E-06	-1.56E-04
	Ozone depletion [kg CFC-11 eq.]	2.00E-08	2.46E-15	1.01E-09	0	0	0	0	0	0	0	1.11E-10	5.28E-16	3.94E-15	4.50E-18	1.10E-12
	Acidification terrestrial and freshwater [Mole of H ⁺ eq.]	8.47E-03	4.90E-05	6.82E-04	0	0	0	0	0	0	0	2.91E-05	3.56E-05	1.23E-05	8.71E-06	-8.44E-04
	Eutrophication freshwater [kg P eq.]	5.05E-04	1.01E-07	2.56E-05	0	0	0	0	0	0	0	1.57E-07	2.20E-08	8.01E-09	2.08E-09	-2.77E-08
	Eutrophication marine [kg N eq.]	2.16E-03	1.50E-05	1.72E-04	0	0	0	0	0	0	0	1.36E-05	1.74E-05	5.64E-06	2.24E-06	-2.03E-04
	Eutrophication terrestrial [Mole of N eq.]	2.21E-02	1.74E-04	1.78E-03	0	0	0	0	0	0	0	1.48E-04	1.93E-04	6.23E-05	2.46E-05	-2.19E-03
	Photochemical ozone formation - human health [kg NMVOC eq.]	7.27E-03	3.92E-05	5.47E-04	0	0	0	0	0	0	0	4.65E-05	3.28E-05	1.53E-05	6.79E-06	-6.75E-04
	Resource use, mineral and metals [kg Sb eq.] ¹	2.43E-08	1.81E-09	9.81E-07	0	0	0	0	0	0	0	1.84E-09	3.92E-10	2.52E-09	1.09E-10	-3.90E-09
	Resource use, energy carriers [MJ] ¹	1.49E+01	3.83E-01	2.60E+00	0	0	0	0	0	0	0	5.71E-02	8.20E-02	4.63E-02	1.59E-02	-2.77E+00
	Water deprivation potential [m ³ world equiv.] ¹	-4.34E-01	3.21E-04	-5.72E-03	0	0	0	0	0	0	0	1.84E-04	6.95E-05	4.58E-04	1.27E-04	-5.33E-03

¹ The results of this environmental impact indicator shall be used with care as the uncertainties on these results are high or as there is limited experienced with the indicator

Resources use

		PRODUCT STAGE	CONSTRUCTION STAGE		USE STAGE							END OF LIFE STAGE				D REUSE, RECOVERY, RECYCLING
Resources use indicators		A1 / A2 / A3	A4 Transport	A5 Installation	B1 Use	B2 Maintenance	B3 Repair	B4 Replacement	B5 Refurbishment	B6 Operational energy use	B7 Operational water use	C1 Deconstruction / demolition	C2 Transport	C3 Waste processing	C4 Disposal	D Reuse, recovery, recycling
	Use of renewable primary energy (PERE) [MJ]	4.32E+00	2.67E-02	1.13E+00	0	0	0	0	0	0	0	4.16E-04	5.80E-03	4.31E-03	2.09E-03	4.61E-01
	Primary energy resources used as raw materials (PERM) [MJ]	4.89E-02	0	2.44E-03	0	0	0	0	0	0	0	0	0	0	0	0
	Total use of renewable primary energy resources (PERT) [MJ]	4.37E+00	2.67E-02	1.13E+00	0	0	0	0	0	0	0	4.16E-04	5.80E-03	4.31E-03	2.09E-03	4.61E-01
	Use of non-renewable primary energy (PENRE) [MJ]	1.49E+01	3.84E-01	2.61E+00	0	0	0	0	0	0	0	5.71E-02	8.22E-02	4.64E-02	1.59E-02	-2.80E+00
	Non-renewable primary energy resources used as raw materials (PENRM) [MJ]	2.93E-02	0	1.47E-03	0	0	0	0	0	0	0	0	0	0	0	0
	Total use of non-renewable primary energy resources (PENRT) [MJ]	1.49E+01	3.84E-01	2.61E+00	0	0	0	0	0	0	0	5.71E-02	8.22E-02	4.64E-02	1.59E-02	-2.80E+00
	Input of secondary material (SM) [kg]	8.30E-01	0	4.15E-02	0	0	0	0	0	0	0	0	0	0	0	0
	Use of renewable secondary fuels (RSF) [MJ]	0	0	0	0	0	0	0	0	0	0	0	0	0	0	0
	Use of non-renewable secondary fuels (NRSF) [MJ]	0	0	0	0	0	0	0	0	0	0	0	0	0	0	0
	Use of net fresh water (FW) [m³]	2.10E-02	2.95E-05	1.81E-03	0	0	0	0	0	0	0	4.29E-06	6.39E-06	1.32E-05	4.02E-06	-2.39E-04

Waste category and output flows

Waste category and output flows	PRODUCT STAGE	CONSTRUCTION STAGE		USE STAGE							END OF LIFE STAGE				D REUSE, RECOVERY, RECYCLING
	A1 / A2 / A3	A4 Transport	A5 Installation	B1 Use	B2 Maintenance	B3 Repair	B4 Replacement	B5 Refurbishment	B6 Operational energy use	B7 Operational water use	C1 Deconstruction / demolition	C2 Transport	C3 Waste processing	C4 Disposal	D Reuse, recovery, recycling
 Hazardous waste disposed (HWD) [kg]	4.33E-08	1.42E-12	1.55E-08	0	0	0	0	0	0	0	3.70E-07	3.04E-13	-1.20E-13	2.43E-10	-5.57E-03
 Non-hazardous waste disposed (NHWD) [kg]	1.20E-02	5.51E-05	5.65E-02	0	0	0	0	0	0	0	3.67E-04	1.18E-05	1.22E-05	8.01E-02	-5.57E-03
 Radioactive waste disposed (RWD) [kg]	1.87E-05	4.96E-07	2.28E-04	0	0	0	0	0	0	0	1.82E-08	1.06E-07	6.23E-07	1.81E-07	4.92E-05
 Components for re-use (CRU) [kg]	0	0	0	0	0	0	0	0	0	0	0	0	0	0	0
 Materials for Recycling (MFR) [kg]	4.91E-02	0	2.46E-03	0	0	0	0	0	0	0	0	0	9.20E-01	0	0
 Material for Energy Recovery (MER) [kg]	0	0	0	0	0	0	0	0	0	0	0	0	0	0	0
 Exported electrical energy (EEE) [MJ]	0	0	0	0	0	0	0	0	0	0	0	0	0	0	0
 Exported thermal energy (EET) [MJ]	0	0	0	0	0	0	0	0	0	0	0	0	0	0	0


Optional indicators

Optional indicators	PRODUCT STAGE	CONSTRUCTION STAGE		USE STAGE							END OF LIFE STAGE				D REUSE, RECOVERY, RECYCLING
	A1 / A2 / A3	A4 Transport	A5 Installation	B1 Use	B2 Maintenance	B3 Repair	B4 Replacement	B5 Refurbishment	B6 Operational energy use	B7 Operational water use	C1 Deconstruction / demolition	C2 Transport	C3 Waste processing	C4 Disposal	D Reuse, recovery, recycling
Respiratory inorganics [Disease incidences]	4.12E-08	5.02E-10	4.83E-09	0	0	0	0	0	0	0	6.16E-10	2.07E-10	2.33E-10	1.08E-10	-1.23E-08
Ionising radiation - human health [kBq U235 eq.] ²	2.74E-03	7.16E-05	3.73E-02	0	0	0	0	0	0	0	4.57E-05	1.53E-05	1.00E-04	1.87E-05	5.44E-03
Ecotoxicity freshwater [CTUe] ³	1.15E+00	2.70E-01	5.42E-01	0	0	0	0	0	0	0	2.40E-02	5.77E-02	3.09E-02	9.07E-03	-4.28E-01
Cancer human health effects [CTUh] ³	5.43E-11	5.43E-12	7.82E-11	0	0	0	0	0	0	0	7.68E-12	1.17E-12	6.79E-13	1.35E-12	-5.77E-10
Non-cancer human health effects [CTUh] ³	4.00E-09	2.39E-10	8.81E-10	0	0	0	0	0	0	0	1.88E-11	5.14E-11	2.47E-11	1.42E-10	4.45E-10
Land use [Pt]	4.20E-01	1.57E-01	6.40E-01	0	0	0	0	0	0	0	3.74E-03	3.42E-02	1.25E-02	3.32E-03	2.61E-01

² The ionising radiation category deals mainly with the eventual impact of low-dose ionising radiation on the human health of the nuclear fuel cycle. It does not consider effects due to possible nuclear accidents, occupational exposure, or radioactive waste disposal in underground facilities. Potential ionising radiation from the soil, radon and some construction materials is also not measured by this indicator.



³ The results of this environmental impact indicator shall be used with care as the uncertainties on these results are high or as there is limited experience with the indicator.

Additional voluntary indicators from EN 15804 (according to ISO 21930:2017)

		PRODUCT STAGE	CONSTRUCTION STAGE		USE STAGE							END OF LIFE STAGE				REUSE, RECOVERY RECYCLING
Environmental indicators		A1 / A2 / A3	A4 Transport	A5 Installation	B1 Use	B2 Maintenance	B3 Repair	B4 Replacement	B5 Refurbishment	B6 Operational energy use	B7 Operational water use	C1 Deconstruction / demolition	C2 Transport	C3 Waste processing	C4 Disposal	D Reuse, recovery, recycling
	Climate Change [kg CO ₂ eq.] ⁴	1.24E+00	2.82E-02	1.76E-01	0	0	0	0	0	0	0	5.15E-03	6.06E-03	2.33E-03	1.20E-03	-3.70E-01

⁴ The indicator includes all greenhouse gases included in GWP-total but excludes biogenic carbon dioxide uptake and emissions and biogenic carbon stored in the product. This indicator is thus almost equal to the GWP indicator originally defined in EN 15804:2012+A1:2013.

Information on biogenic carbon content

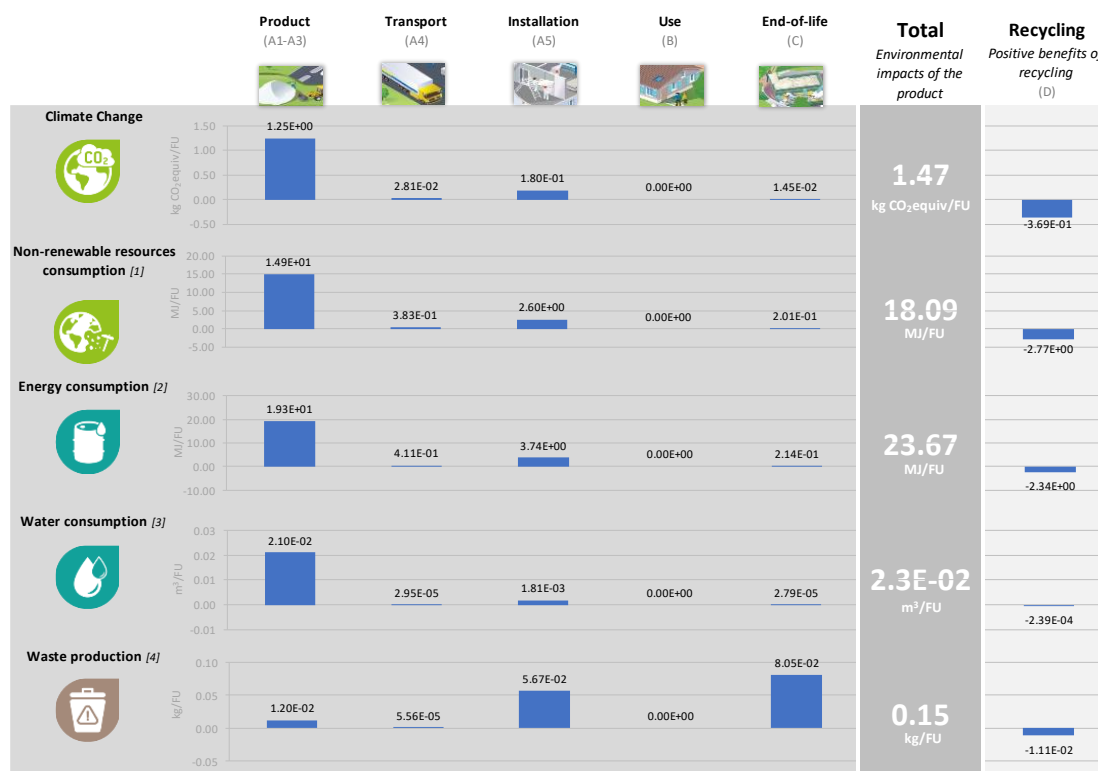
		PRODUCT STAGE
Biogenic carbon content		A1 / A2 / A3
	Biogenic carbon content in product [kg]	0
	Biogenic carbon content in packaging [kg]	7.08E-4

Note: 1 kg biogenic carbon is equivalent to 44/12 kg CO₂.

The product contains no biogenic carbon. However, packaging has some biogenic carbon content, this is due to wood materials are used as packaging.

LCA interpretation

The following figure refers to a declared unit of 1 kg of Gypframe[®] metal profiles manufactured from “Carbon Low” steel, as installed, and for application within buildings for an expected average service life of 60 years. The product stage (A1-A3) is responsible for > 80% of the product's total impact over its lifetime (Modules A to C) for most impact categories, including climate change total, ozone depletion, freshwater, marine and terrestrial eutrophication, resource use - energy carriers and water scarcity. Impacts can be observed for the distribution (A4), installation (A5) and end-of-life (C) of the product. Module D declares the environmental benefits of reusable products, recyclable materials, or energy recovery. In this analysis, the benefits come from the recycling process for steel.



[1] This indicator corresponds to the abiotic depletion potential of fossil resources (Resource use, energy carriers MJ/FU).

[2] This indicator corresponds to the total use of primary energy.

[3] This indicator corresponds to the use of net fresh water.

[4] This indicator corresponds to the sum of hazardous, non-hazardous and radioactive waste disposed.

Climate change total

Most impact derives from the Product stage (A1-A3), contributing 85.0% to the total climate change impact value. Further analysis showed that Module A1 contributes 1.15 kgCO₂eq/kg (78.2% of the total), which derives mainly from the production of galvanised steel coils with a zinc coating (> 99% of A1). The next highest contributing module is Module A5 (12.3% of the total); most of the impact in this module stems from the resupply of product losses during installation. Module A2 contributes 5.68% to the total; this is attributed to using heavy fuel oil (HFO) and diesel for transporting raw materials. All other modules, individually, contribute < 2% to the overall impact.

Non-renewable resources consumptions

The consumption of non-renewable resources has the highest value during the Product Stage (A1-A3) – 82.4% of the total. The main source of non-renewable resource consumption is associated with the production of galvanised steel coils (> 99% of the A1), Similar to the Climate Change impact category, the next highest module is Module A5 (14.4% of the total), where the main contributor is the resupply of product losses during installation. Module A2 generates 7.59% of the total; this is attributed to using HFO and diesel for transporting raw materials. All other modules, individually, contribute < 2.5% to the overall impact.

Energy consumption

Energy consumption combines both the total use of renewable primary energy resources and the total use of non-renewable primary energy resources. The figure illustrates that the Product Stage (A1-A3) contributes the largest (81.6% of the total). The highest contributing module is Module A1 (76.3% of the total) and Module A5 is the second highest (15.8% of the total). This also can be attributed to the energy requirements for producing steel via the blast furnace route. Module A2 contributes 4.77% of the total, which can be attributed to the energy required to transport materials to the production site at Smethwick. All other modules, individually, contribute < 2% to the overall impact.

Water consumption

Water consumption is the use of freshwater throughout the product's life cycle. For Gypframe® metal profiles manufactured from "Carbon Low" steel, the highest contributor is the product stage (Module A1-A3) – 91.9% of the total. The main sources of water consumption are within Module A1, this lies with galvanised steel production (> 99% of the A1), where large amounts of water are required for indirect/direct cooling purposes, but also other purposes such as maintaining equipment and dust scrubbing. Besides Module A5 (7.90% of the total), which accounts for the remanufacture of the steel product, all other modules, individually, contribute < 1% to the overall impact.

Waste production

Waste production includes all hazardous, non-hazardous, and radioactive waste disposed of. Waste production doesn't follow the same trend as the other environmental impacts. For Gypframe® metal profiles manufactured from "Carbon Low" steel, 8.05% of the waste generated is at Module A1-A3, most of which is derived from Module A3 (7.35% of the total). Module A5 contributes 38.0% of the total; Module C, where the end of life of the product was assumed to be 92% recycled and 8% landfilled based on UK Waste Statistics, contributes 53.9% to the total; and all other modules contribute less than < 1% to the total waste produced after the product's life cycle.

Additional information

Electricity information

TYPE OF INFORMATION	DESCRIPTION
Electricity purchaser	Hadley Industries Holdings Limited*
Electricity provider	EDF
Electricity mix	Hydro – 2%; Biodegradable – 3%; Landfill gas – 6%; Solar PV – 15%; Biomass – 29%; Wind – 45%
Reference year	2022
Type of dataset	Sphera Database 2023.1, all datasets reference 2022 emissions <ul style="list-style-type: none">• Hydro - “GB: Electricity from hydro power Sphera”• Biodegradable and landfill gas - “GB: Electricity from biogas Sphera”• Solar PV - “GB: Electricity from photovoltaic Sphera”• Biomass - “GB: Electricity from biomass Sphera”• Wind - “GB: Electricity from wind power Sphera”
CO ₂ emissions kg CO ₂ eq. / kWh	Certificate issue = 0 kg CO ₂ / kWh Modelled impact = 0.057 kg CO ₂ / kWh

*Hadley Group manages the manufacturing site that produces Gypframe® Metal Profiles and Gypframe® metal profiles manufactured from “Carbon Low” steel.

Data quality

Inventory data quality is judged by geographical, temporal, and technological representativeness. To cover these requirements and to ensure reliable results, first-hand industry data crossed with LCA background datasets were used. The data were collected from internal/supplier records and reporting documents from Saint-Gobain British Gypsum and Saint-Gobain Gyproc Ireland. After evaluating the inventory, according to the defined ranking in the LCA report, the assessment reflects good inventory data quality.

References

- [1] International Organization for Standardization, "ISO 14001:2015, Environmental management systems," *BSI Standards Limited*. 2015.
- [2] International Organization for Standardization, "ISO 50001:2018, Energy management systems - Requirements with guidance for use," *BSI Standards Limited*. 2018.
- [3] International Organization for Standardization, "ISO 9001:2015, Quality management systems - Requirements," *BSI Standards Limited*. 2015.
- [4] Saint-Gobain British Gypsum, "Gypframe." Accessed: Nov. 23, 2023. [Online]. Available: <https://www.british-gypsum.com/specification/our-products/gypframe>
- [5] Saint-Gobain British Gypsum, "Gypframe Profiles - Dimension Specifications." 2018. Accessed: Nov. 10, 2023. [Online]. Available: <https://www.gyproc.ie/sites/default/files/PDS-Gypframe-profiles%202020.pdf>
- [6] International Organization for Standardization, "ISO 14025:2010, Environmental labels and declarations — Type III environmental declarations — Principles and procedures," *BSI Standards Limited*. 2010.
- [7] EPD International AB, "The International EPD® System." Accessed: Jan. 10, 2023. [Online]. Available: <https://www.environdec.com/home>
- [8] European Committee for Standardization, "EN 15804:2012+A2:2019, Sustainability of construction works – Environmental product declarations – Core rules for the product category of construction products," *BSI Standards Limited*. 2019.
- [9] EPD International AB, "PCR 2019:14 Construction Products - version 1.3.3." 2024. Accessed: Mar. 27, 2024. [Online]. Available: <https://api.environdec.com/api/v1/EPDLibrary/Files/cfb8786b-c166-4d25-02ed-08dc38ee8ac8/Data>
- [10] Saint-Gobain Construction Products UK Limited t/a British Gypsum, "Environmental Product Declaration - S-P-12275 - Gypframe® metal profiles," *The International EPD® System*. 2024. Accessed: Mar. 27, 2024. [Online]. Available: <https://api.environdec.com/api/v1/EPDLibrary/Files/de69596c-662e-46bb-26c9-08dc176fe0d5/Data>
- [11] European Committee for Standardization, "EN 13501-2:2023, Fire classification for construction products and building elements. Classification using data from fire resistance and/or smoke control tests, excluding ventilation services," *BSI Standards Limited*. 2023.
- [12] European Committee for Standardization, "EN 14195:2014, Metal framing components for gypsum plasterboard systems - Definitions, requirements and test methods," *BSI Standards Limited*. 2014.
- [13] European Committee for Standardization, "EN 10345:2015, Continuously hot-dip coated steel flat products for cold forming. Technical delivery conditions," *BSI Standards Limited*. 2015.
- [14] Saint-Gobain British Gypsum, "Declaration of Performance - Gypframe® Metal Profiles." 2022. Accessed: Nov. 23, 2023. [Online]. Available: <https://www.british-gypsum.com/documents/declaration-performance-dop/british-gypsum-dop-m100-uk-gypframe-metal-profiles.pdf>
- [15] European Chemical Agency, "Candidate List of substances of very high concern for Authorisation." Accessed: Jun. 07, 2023. [Online]. Available: <https://echa.europa.eu/candidate-list-table>
- [16] Sphera, "Product Sustainability (GaBi) Data Search | Sphera." Accessed: Jan. 10, 2023. [Online]. Available: <https://sphera.com/product-sustainability-gabi-data-search/>
- [17] ecoinvent, "ecoinvent v3.8 - ecoinvent." 2021. Accessed: Jan. 10, 2023. [Online]. Available: <https://ecoinvent.org/the-ecoinvent-database/data-releases/ecoinvent-3-8/>
- [18] Sphera, "Life Cycle Assessment (LCA) Software | LCA for Experts." Accessed: May 23, 2023. [Online]. Available: <https://sphera.com/life-cycle-assessment-lca-software/>

- [19] International Organization for Standardization [ISO], "ISO 14040:2006, Environmental management - Life cycle assessment - Principles and framework," *BSI Standards Limited*. 2006.
- [20] International Organization for Standardization, "ISO 14044:2006+A2:2020, Environmental management — Life cycle assessment — Requirements and guidelines," *BSI Standards Limited*. 2020.
- [21] EPD International AB, "General Programme Instructions for the International EPD® System - Version 4.0," 2021. Accessed: May 22, 2023. [Online]. Available: <https://www.datocms-assets.com/37502/1617181375-general-programme-instructions-v-4.pdf>
- [22] F. & R. A. Department for Environment, "ENV23 - UK Statistics on Waste," 2023. Accessed: Nov. 14, 2023. [Online]. Available: <https://www.gov.uk/government/statistical-data-sets/env23-uk-waste-data-and-management>