

Gyproc® Firestopping



The Gyproc® Firestopping range addresses the variety of service penetrations encountered on-site and provides tested solutions within British Gypsum systems.

Firestopping for service penetrations is a critical component in maintaining the integrity of fire-resisting constructions. It involves sealing around mechanical, electrical, or structural elements that pass through fire-rated walls or floors, to prevent the spread of fire, smoke, and toxic gases. Effective firestopping helps to compartmentalise buildings, allowing occupants more time to evacuate and emergency services more time to respond.

British Gypsum now offers a range of nine products under the Gyproc Firestopping brand. These solutions are tested within our partition systems, providing certified performance in a wide variety of service penetration scenarios.

Application guidance

To ensure compliance and optimal performance, Gyproc Firestopping products must be installed in accordance with the guidance provided in this White Book, in the Installation Guides for each product, on british-gypsum.com, or as directed by our technical support team. Only genuine British Gypsum components should be used within our tested systems.

Benefits of the range

Certified performance

Each product in the Gyproc Firestopping range is independently tested and certified for fire resistance to BS EN 1366-3 and/or BS EN 1366-4.

System compatibility

Tested with British Gypsum systems, ensuring consistent performance and optimised specification.

Installation guidance

Clear guidance and support materials are available to help ensure correct installation and compliance.



SpecSure® warranty

The Gyproc Firestopping range will be covered by the SpecSure® Systems warranty. This warranty covers British Gypsum Gyproc® Firestopping within new build British Gypsum and Iover partition Systems¹, performing as specified with a working life of 25 years². For more information see british-gypsum.com

¹ Systems comprised of genuine components specified by British Gypsum and Iover, and installed as stipulated within our installation instructions provided in The White Book, on british-gypsum.com, isover.co.uk or in written guidance provided by our technical support team. Where we have a solution tested, we offer a SpecSure® warranty including non-loadbearing timber systems which can be found here.

² The provisions made in the United Kingdom Technical Assessment for Gyproc Firestopping are based on an assumed working life of the (product) of 25 years, provided that the conditions laid down in the manufacturers datasheet and instructions for the packaging/transport/storage/installation/use/repair are met.

Firestopping

Product range


The Gyproc® Firestopping range delivers tested passive fire protection across a variety of applications.

The Gyproc® Firestopping range meets a broad spectrum of customer requirements by addressing the variety of service penetrations encountered on-site and providing tested solutions within British Gypsum systems.


The Gyproc® Firestopping range includes sealants, collars, wraps, and fire resistant stone wool batts, each developed to meet specific installation needs and fire performance criteria. All products are tested to the latest British and European standards and are suitable for use in both new build and refurbishment projects.




A Gyproc® Acrylic Fire Sealant
Formulated to help prevent the spread of fire and smoke through joints, openings and service penetrations in compartment walls and floors.
See page 12.5



B Gyproc® Fire Batt
Helps to prevent the spread of fire and smoke through service penetrations in compartment walls and floors, that contain multiple building services.
See page 12.6



C Gyproc® Fire Coating
An ablative coating which can be used to repair damaged boards, seal and protect the Gyproc® Fire Batt.
See page 12.7



D Gyproc® Fire Cord
Provides up to four hours fire resistance where metal and plastic pipes pass through fire resisting constructions in walls and floors (tested to BS EN 1366-3).
See page 12.8



E Gyproc® Graphite Fire Sealant
A high specification formulation which helps to prevent the spread of fire, smoke and hot gases through openings in compartment walls and floors.
See page 12.9



F Gyproc® Pipe Collar
Installed around combustible service penetrations where they breach fire resistant compartment walls and floors. Tested to BS EN 1366-3.
See page 12.10



G Gyproc® Pipe Wrap
Used to reinstate the fire performance of compartment walls and floors breached by combustible pipes, conduits or insulated metal pipes. Tested to BS EN 1366-3.
See page 12.11



H Gyproc® Putty Pad
Tested to BS EN 1366-3 to provide up to two hours fire resistance (dependent on application), to electrical socket boxes situated in fire resisting constructions.
See page 12.12



I Gyproc® Fire Mortar
A gypsum-based compound containing perlite, tested to BS EN 1366-3 to provide up to 4 hours fire resistance, in fire rated floors and walls (dependent on application).
See page 12.13

© British Gypsum, 2026.

Check the Gyproc® Firestopping Standard Details Guide for scope of application for each product.



© British Gypsum, 2026.
For illustrative purposes only.

Firestopping

Gyproc® Acrylic Fire Sealant

Formulated to help prevent the spread of fire and smoke through joints, openings and service penetrations in compartment walls and floors. Tested to EN 1366-3 and EN 1366-4 – fire resistance tests for service installations – penetration seals/linear joint seals.



Properties

- Suitable for fire sealing many types of constructions such as drywall, masonry walls, concrete floors and composite floors
- Suitable for firestopping of service penetrations in cross-laminated timber walls and floors
- Suitable for fire sealing a range of building service penetrations
- Tested with commonly used pipe insulations such as stone wool, glass wool, elastomeric, phenolic and PU-foam, both interrupted and continuous through the fire seal
- Suitable for fire sealing against timber, steel and aluminium such as door and window frames
- Non power conductive
- Available in eco-foil packaging which shrinks to a small disc during use to reduce waste on-site
- No priming necessary for application to most materials
- Suitable for most surfaces, including concrete, masonry, steel, gypsum, glass, plastics and most non-porous surfaces
- Hardens quickly and tack-free after 1 hour (the fire performance specification of the joint filler has been derived when the joint filler has been left to cure for a month)
- Minimum 24 months storage time (under correct conditions)

Sitework

Tools required

- Sharp knife/snips
- Sealant gun
- Spatula

Ancillary items

- Backing material, e.g. suitable stone mineral wool (please refer to the UKTA for further details)

Application rates

Each cartridge/sausage is intended to provide the following application rates:

Joint size	Depth of sealant (mm)	Yield per 310 ml cartridge (m)	Yield per 300 ml sausage (m)	Yield per 600 ml sausage (m)
10	10	3.10	3.00	5.90
20	15	1.03	0.95	1.95
30	20	0.51	0.50	0.95

Installation Guide



A dedicated installation guide for Gyproc Acrylic Fire Sealant is available to download from the British Gypsum website. Visit british-gypsum.com

Firestopping

Gyproc® Fire Batt

Helps to prevent the spread of fire and smoke through openings in compartment walls and floors, that contain multiple building services. Tested to EN 1366-3 and EN 1366-4 – fire resistance tests for service installations – penetration seals/linear joint seals.



Properties

- Tested for use in masonry/flexible wall constructions and concrete/timber floor constructions.
- Tested for use as a linear joint seal in horizontal and vertical applications up to a maximum 600 mm gap/joint width.
- We do not recommend the use of the Gyproc Fire Batt for applications where a load bearing seal is required.
- All penetrating services should be adequately supported either side of the seal so that no load is transferred to the Gyproc Fire Batt.
- Gyproc Fire Mortar should be considered for use in load-bearing floor seals.

Applications

- Sealing apertures in compartment walls and floors
- Multiple service penetration seals
- Head of wall
- Blank seals
- Pattress applications

Sitework

Tools required

- Tape measure
- Sharp insulation knife or saw
- Ruler
- Marker

Ancillary items

- Gyproc Acrylic Fire Sealant

Supporting constructions

Flexible walls must have a minimum thickness of 75 mm and comprise steel studs or timber studs* lined on both faces with minimum one layer of 12.5 mm thick boards. For GypWall or timber stud systems the exact partition specification will be subject to the fire resistance requirements.

In rigid constructions it is advisable to keep the size of the penetration as small as practically possible. Rigid walls must have a minimum thickness of 75 mm and comprise concrete, erated concrete or masonry, with a minimum density of 650 kg/m³. Rigid floors must have a minimum thickness of 125 mm and comprise aerated concrete or concrete with a minimum density of 650 kg/m³. The supporting construction must have a proven fire resistance rating established through testing in accordance with the appropriate BS EN standard for the element or have a classified performance in line with BS EN 13501-2. The fire resistance rating must be at least equal to the required fire performance.

Services in floors should be supported at maximum 450 mm from the top face. Services in walls should be supported at maximum 270 mm from both faces of the wall.

* Timber studs: no part of the penetration seal may be closer than 100 mm to a stud, and minimum 100 mm of insulation of class A1 or A2 according to EN 13501-1 must be provided within the cavity between the penetration seal and the stud.

Installation Guide



A dedicated installation guide for Gyproc Fire Batt is available to download from the British Gypsum website. Visit british-gypsum.com

Firestopping

Gyproc® Fire Coating

An ablative coating which is tested for linear joint applications and can be used to repair, seal and protect the Gyproc® Fire Batt.



Properties

- Tested in various internal wall and floor constructions
- Tested for fire resistance to EN 1366-3 for service installations
- Flexible – will accommodate typical construction movement
- Suitable for most surfaces, including concrete, masonry, steel, wood, gypsum, glass, plastics and most non-porous surfaces
- Halogen free with added fungicides
- The coating is not intended for application on bituminous substrates or substrates that can extrude certain oils and plasticizers or solvents
- The coating is not recommended for use in submerged joints or areas exposed to high abrasion
- The coating should not come into contact with food or medical applications

Sitework

Tools required

- Paint brush
- Spray applicator (optional)

Ancillary items

- Gyproc Fire Batt

Supporting constructions

Where the Gyproc Fire Coating is to be used for penetration seals, please refer to the Gyproc Fire Batt and standard tested details for supporting constructions.

For linear joints, the Gyproc Fire Coating is intended to reinstate the fire performance of gaps and joints between rigid floors and walls and for joints in rigid walls. Also tested for alternative substrates such as aluminium and steel.

Rigid floors and walls must be a minimum 150 mm thickness and comprise aerated concrete, concrete, blockwork or masonry with a minimum density 650 kg/m³. Maximum permitted joint/gap width is 600 mm.

Installation Guide

A dedicated installation guide for Gyproc Fire Coating is available to download from the British Gypsum website. Visit british-gypsum.com



Firestopping

Gyproc® Fire Cord

Provides up to four hours fire resistance where metal and plastic pipes pass through fire resisting constructions in walls and floors (tested to BS EN 1366-3).



Properties

- Quick to install – simply mould to shape and press into the space around the service penetration
- Prevents penetration of both cold and hot smoke
- Self-adhesive and no tools required
- Can be used in wet rooms
- Remains flexible ensuring a secure fit
- Mouldable by hand
- Tested for air permeability up to 1,000 Pa
- Does not contain solvents
- Contains a low pressure intumescent for optimal fire protection
- Covered by the SpecSure® Systems warranty for a minimum of 25 years when installed within new built British Gypsum and Isover partition systems as specified.

Sitework

Tools required

- Sharp knife

Supporting constructions

Flexible walls must have a minimum thickness of 100 mm and comprise steel studs or timber studs* lined on both faces with minimum two layers of 12.5 mm thick boards.


Rigid walls must have a minimum thickness of 100 mm and comprise concrete, aerated concrete or masonry, with a minimum density of 650 kg/m³. Rigid floors must have a minimum thickness of 150 mm and comprise aerated concrete or concrete with a minimum density of 650 kg/m³.

The supporting construction must have a proven fire resistance rating established through testing in accordance with the appropriate BS EN standard for the element or have a classified performance in line with BS EN 13501-2. The fire resistance rating must be at least equal to the required fire performance.

* Timber studs: no part of the penetration seal may be closer than 100 mm to a stud, and minimum 100 mm of insulation of class A1 or A2 according to EN 13501-1 must be provided within the cavity between the penetration seal and the stud.

Installation Guide

A dedicated installation guide for Gyproc Fire Cord is available to download from the British Gypsum website. Visit british-gypsum.com



Firestopping

Gyproc® Graphite Fire Sealant

Expands under heat to prevent the spread of fire, smoke and hot gases through openings in compartment walls and floors. Tested to EN 1366-3 fire resistance tests for service installations – penetration seals



Properties

- Tested in various constructions for plastic pipes, cables, conduits and combustible pipe insulations
- Apply with a standard sealant gun
- Flexible – will accommodate movement up to 12.5 %
- Suitable for most surfaces, including concrete, bricks, Leca, steel, wood, gypsum, glass, plastics and most non-porous surfaces
- Tack-free after 1 hour
- Fire performance specification of the joint filler has been derived when the joint filler has been allowed to cure for 30 days
- Minimum 12 months shelf life
- The sealant is not intended for application on bituminous substrates or substrates that can exude certain oils and plasticizers or solvents
- The sealant is not recommended for submerged joints or areas exposed to high abrasion
- The sealant is not suitable for food contact or medical applications

Sitework

Tools required

- Sharp knife or scissor/snips
- Sealant gun

Ancillary items

- Stone mineral wool

Supporting constructions

Flexible walls must have a minimum thickness of 100 mm and comprise steel studs or timber studs* lined on both faces with minimum two layers of 12.5 mm thick boards.

Rigid walls must have a minimum thickness of 100 mm and comprise concrete, aerated concrete or masonry, with a minimum density of 650 kg/m³. Rigid floors must have a minimum thickness of 150 mm and comprise aerated concrete or concrete with a minimum density of 650 kg/m³.

The supporting construction must have a proven fire resistance rating established through testing in accordance with the appropriate BS EN standard for the element or have a classified performance in line with BS EN 13501-2. The fire resistance rating must be at least equal to the required fire performance.

* Timber studs: no part of the penetration seal may be closer than 100 mm to a stud, and minimum 100 mm of insulation of class A1 or A2 according to EN 13501-1 must be provided within the cavity between the penetration seal and the stud.

Installation Guide



A dedicated installation guide for Gyproc Graphite Fire Sealant is available to download from the British Gypsum website. Visit british-gypsum.com

© British Gypsum, 2026.

Firestopping

Gyproc® Pipe Collar

Installed around combustible service penetrations where they breach fire resistant compartment walls and floors. Fire resistance tested to BS EN 1366-3 for service installation – penetration seals.



Properties

- Tested for various types of building service penetrations such as cable bundles, cable conduits, metal and plastic pipework and rectangular plastic ducts
- Metal and plastic pipes are certified with commonly used combustible pipe insulations, continuous through the fire seal
- Tested with a single collar in masonry wall applications where access is restricted
- Collars are available in different widths for flexibility during install
- Angled pipe solutions available
- Solutions for restricted access using half a collar shell
- Unlimited storage time (under correct conditions, please refer to Product Data Sheet for information)

Sitework

Tools required

- Screwdriver
- Drill

Ancillary items

- Gyproc Acrylic Fire Sealant
- Mechanical fixings to suit substrate

Supporting constructions

Flexible walls must have a minimum thickness of 100 mm and comprise steel studs or timber studs* lined on both faces with minimum two layers of 12.5 mm thick boards.

Rigid walls must have a minimum thickness of 75 mm and comprise concrete, aerated concrete or masonry, with a minimum density of 650 kg/m³. Rigid floors must have a minimum thickness of 150 mm and comprise aerated concrete or concrete with a minimum density of 650 kg/m³.

The supporting construction must have a proven fire resistance rating established through testing in accordance with the appropriate BS EN standard for the element or have a classified performance in line with BS EN 13501-2. The fire resistance rating must be at least equal to the required fire performance.

* Timber studs: no part of the penetration seal may be closer than 100 mm to a stud, and minimum 100 mm of insulation of class A1 or A2 according to EN 13501-1 must be provided within the cavity between the penetration seal and the stud.

Installation Guide



A dedicated installation guide for Gyproc Pipe Collar is available to download from the British Gypsum website. Visit british-gypsum.com

© British Gypsum, 2026.

Firestopping

Gyproc® Pipe Wrap

Used to reinstate the fire performance of compartment walls and floors breached by combustible pipes, conduits or insulated metal pipes. Fire resistance tested to BS EN 1366-3 for service installation – penetration seals.



Properties

- For plastic pipe sizes up to 400 mm diameter with a wide range of pipe wall thicknesses
- Tested on pipes with continuous combustible pipe insulation
- For plastic pipes with cables (conduits)
- Provides up to 240 minutes fire resistance dependent on application
- Certified for PVC-U, PVC-C, PE, LDPE, MDPE, HDPE, ABS, SAN+PVC and PP pipes
- Supporting data for composite pipes
- Tested and certified for U/U pipe end applications
- Unlimited storage time (under correct conditions, please refer to Product Data Sheet for information)

Sitework

Tools required

- Sharp knife or scissors
- Tape to secure pipe wrap roll (if using)

Supporting constructions

When used in conjunction with the Gyproc Fire Batt as part of an aperture seal, flexible walls must have a minimum thickness of 100 mm and comprise steel studs or timber studs*, lined on both faces with minimum two layers of 12.5 mm thick boards. For GypWall or timber stud systems the exact partition specification will be subject to the fire resistance requirements.

In rigid constructions it is advisable to keep the size of the penetration as small as practically possible. Rigid walls must have a minimum thickness of 75 mm and comprise concrete, erated concrete or masonry, with a minimum density of 650 kg/m³. Rigid floors must have a minimum thickness of 125 mm and comprise aerated concrete or concrete with a minimum density of 650 kg/m³. The supporting construction must have a proven fire resistance rating established through testing in accordance with the appropriate BS EN standard for the element or have a classified performance in line with BS EN 13501-2. The fire resistance rating must be at least equal to the required fire performance.

Services in floors should be supported at maximum 450 mm from the top face. Services in walls should be supported at maximum 270 mm from both faces of the wall.

* Timber studs: no part of the penetration seal may be closer than 100 mm to a stud, and minimum 100 mm of insulation of class A1 or A2 according to EN 13501-1 must be provided within the cavity between the penetration seal and the stud.

Installation Guide



A dedicated installation guide for Gyproc Pipe Wrap is available to download from the British Gypsum website. Visit british-gypsum.com

© British Gypsum, 2026.

Firestopping

Gyproc® Putty Pad

Tested to BS EN 1366-3 to provide up to two hours fire resistance (dependent on application), to electrical socket boxes situated in fire resisting constructions.



Properties

- Mould to shape and press into the socket box
- Prevents penetration of both cold and hot smoke
- Self-adhesive and no tools required
- Can be used in wet rooms
- Remains flexible ensuring a secure fit
- Mouldable by hand ensuring a precise install
- Tested for air permeability up to 1,000 Pa
- Contains a low pressure intumescent for optimal fire protection
- Gyproc Putty Pad is pliable and non-setting
- Take care not to over compress

Sitework

Tools required

- Screwdriver
- Sharp knife

Supporting constructions

Flexible walls must have a minimum thickness of 100 mm and comprise steel studs or timber studs* lined on both faces with minimum two layers of 12.5 mm thick boards.

The supporting construction must have a proven fire resistance rating established through testing in accordance with the appropriate BS EN standard for the element or have a classified performance in line with BS EN 13501-2. The fire resistance rating must be at least equal to the required fire performance.

* Timber studs: no part of the penetration seal may be closer than 100 mm to a stud, and minimum 100 mm of insulation of class A1 or A2 according to EN 13501-1 must be provided within the cavity between the penetration seal and the stud.

Installation Guide



A dedicated installation guide for Gyproc Putty Pad is available to download from the British Gypsum website. Visit british-gypsum.com

© British Gypsum, 2026.

Firestopping

Gyproc® Fire Mortar

A gypsum-based compound containing perlite, tested to BS EN 1366-3 to provide up to 4 hours fire resistance in fire rated floors and walls (dependent on application).



Properties

- Tested for applications in walls and floors with multiple service configurations
- High degree of mechanical resistance; provides a load-bearing seal without reinforcement in accordance with EOTA TR001 within ETAG 26
- Maximum load-bearing performance will be achieved 28 days after casting
- Tested for air permeability with excellent resistance to pressure
- No priming necessary prior to application in most building material substrates however metal services in contact with the seal must be corrosion protected
- Suitable for most surfaces, including concrete, bricks, Leca, steel, plastic, etc
- Not suitable to fitting of doors or in service openings that involve movement
- Tested for use in walls alongside Gyproc Fire Batt
- Cure times of between 15 and 40 minutes at temperatures 0-40 °C - fully set within one hour
- The fire performance specification of the compound has been derived when the seal has been left to cure for one month

Preparation

When mixed with water, Gyproc Fire Mortar forms a thermally insulating fire seal that prevents the spread of fire and smoke. During the curing process, it expands approximately 1% through hydraulic reaction, ensuring a tight seal along the aperture edges and around service penetrations.

The mortar is particularly suitable for areas where there are multiple penetrations or where a load bearing seal (minimum 100 mm thickness) is required in floors.

The mortar can be sanded or drilled when fully cured. The compound dries to an off-white colour.

Sitework

Tools required

- Paddle mixer
- Measuring jug or container
- Mixing bucket
- Trowel
- Float trowel
- Insulation knife or saw

Supporting constructions


Flexible walls must have a minimum thickness of 100 mm and comprise steel studs or timber studs* lined on both faces with minimum two layers of 12.5 mm thick boards. For GypWall or timber stud systems the exact partition specification will be subject to the fire resistance requirements.

In rigid constructions it is advisable to keep the size of the penetration as small as practically possible. Rigid walls must have a minimum thickness of 75 mm and comprise concrete, erated concrete or masonry, with a minimum density of 650 kg/m³. Rigid floors must have a minimum thickness of 125 mm and comprise aerated concrete or concrete with a minimum density of 650 kg/m³. The supporting construction must have a proven fire resistance rating established through testing in accordance with the appropriate BS EN standard for the element or have a classified performance in line with BS EN 13501-2. The fire resistance rating must be at least equal to the required fire performance.

Services in floors should be supported at maximum 450 mm from the top face. Services in walls should be supported at maximum 270 mm from both faces of the wall.

* Timber studs: no part of the penetration seal may be closer than 100 mm to a stud, and minimum 100 mm of insulation of class A1 or A2 according to EN 13501-1 must be provided within the cavity between the penetration seal and the stud.

Installation Guide



A dedicated installation guide for Gyproc Fire Mortar is available to download from the British Gypsum website. Visit british-gypsum.com

Curing times

Application	Temperature (°C)	Cure time in minutes
For filler 3.5 to 1 mix	0	19
	10	18
	20	17
	30	16
	40	15
For casting 2 to 1 mix	0	40
	10	35
	20	30
	30	25
	40	20