



Assessment Number **BTC 16437LC**

A STRUCTURAL LETTER OF CONFORMITY FOR
ESTIMATION OF THE BS 5234 DUTY RATING OF A
BRITISH GYPSUM GYPWALL PARTITION CLAD WITH
SINGLE LAYER OF 15mm GYPROC SOUNDBLOC AND
INCORPORATING GYPFRAME 92AS50 ACOUSTIC
STUDS

Assessment Date: 20th May 2009

www.btconline.co.uk

Applicant: **British Gypsum**
East Leake
Loughborough
Leicestershire
LE12 6HX



TABLE OF CONTENTS

***DETAILS OF THE REQUEST* 3**

***THE ASSESSORS* 5**

***ASSESSMENT AUTHORISATION*..... 5**

***TEST EVIDENCE* 6**

***BTC 1228S*..... 6**

***BTC 15263S*..... 8**

***BTC 11191S*..... 10**

***BTC 095LC* 12**

***Sectional Properties for Studwork*..... 13**

***DISCUSSION*..... 14**

***CONCLUSION*..... 17**

***LIMITATIONS* 17**

***DECLARATION BY THE APPLICANT*..... 18**

***AUTHORITY FOR USE OF TEST EVIDENCE*..... 19**

DETAILS OF THE REQUEST

It is required to assess the following construction for structural performance if tested in accordance with BS 5234: Part 2: 1992 Annexes A, B, C, D, E & F on behalf of British Gypsum.

General partition description

A 4.5m (long) Gypwall partition constructed in the test aperture with one end of the partition fixed to the test rig and the other remaining free.

A door set, measuring 900mm x 2100mm is incorporated into the partition 700mm from the fixed end.

Framework

Gypframe 94C50 Standard Floor & Ceiling Channels screw fixed at 600mm centres to the head and base of the test aperture.

Gypframe 92S50 'C' Studs positioned at either end of the head and base channel, one screw fixed to one side of the test aperture at 600mm centres; the other end remaining free.

Gypframe 92A550 acoustic studs positioned between the head and base channel at 600mm centres.

Door Aperture

The vertical framework at the door opening formed using Gypframe 92S50 studs.

At the base, Gypframe 94C50 Standard Floor and Ceiling Channel extended 300mm beyond the door opening on either side, with the 300mm extension bent up through 90° to cover the bottom of the jamb stud and fixed twice either side using 13mm Gyproc wafer head screws.

At the head, Gypframe 94C50 Standard Floor and Ceiling Channel cut and bent to extend 150mm down the face of the studs, and fixed twice to each side using 13mm Gyproc wafer head screws.

The door jambs sleeved to full door height with Gypframe 94C50 Standard Floor and Ceiling Channel.

Applicant: British Gypsum

Cladding

The framework clad with a single layer of 15mm Gyproc SoundBloc on each side of the partition.

The boards screw fixed around the perimeter of the board and the intermediate stud positions at 300mm centres using 32mm Gyproc drywall screws.

Joints

All vertical board joints staggered.

The vertical and horizontal joints adjacent to the door are taped and filled on both sides using Gyproc Joint Tape and Gyproc Joint Filler.

Door Frame, architrave and skirting

The door frame fixed into position using two 60mm Gyproc Drywall screws at each point 150mm from the bottom of the casing and at 600mm centres thereafter.

A softwood architrave fixed to both sides of the partition into the timber door frame.

Softwood skirting fixed to both sides of the partition.

THE ASSESSORS

The Building Test Centre operates as an independent accredited test house for the construction industry. The Building Test Centre has unrivalled experience in the development of drywall systems. The Building Test Centre is UKAS accredited under No. 0296 for fire resistance, reaction to fire, acoustic and structural testing. The Building Test Centre is wholly owned by British Gypsum, a major manufacturer of building products.

ASSESSMENT AUTHORISATION

Assessment Author



Martin Lynch
Technologist

Reviewing Assessor



Alexandra Ahern
B.Eng. MIOA
Section Manager

This assessment is not valid unless it incorporates the Declaration by Applicant form duly signed by the applicant.

TEST EVIDENCE

The test evidence used in this assessment has been used under the authorisation of the test report owner and has been used with their permission (see pages 18 & 19). Furthermore, the test evidence has been reviewed by The Building Test Centre to ensure that the test reports are still valid.

BTC 1228S

Structural performance tests to BS 5234: PART 2: 1992 on a 102mm single layer Gyproc metal stud (70S50) partition, 4.0m high

Description

The partition specimen was erected in a straight run 4.5m long x 4.0m high with one fixed end and one free end. The specimen included a door set positioned 700mm from the fixed end. 70S50 Gyproc metal studs set at 600mm centres into Gyproc 72C50 head and base channel. The metal framework was clad each side with a single layer of 15mm x 1200mm x 2400mm Gyproc WallBoard (board code 1612533 R), boards fixed with 25mm Gyproc drywall screws at 300mm centres around the perimeter of the boards and at intermediate stud positions. Boards fixed with vertical joints staggered from side to side. Gyproc fixing strap fitted at horizontal board joints.

Framing at door opening.

70S50 studs (one 2700mm and one 1300mm long) cloaked with 72EDC90 to full height. 72EDC90 fixed to 70S50 studs with three pop rivets into each flange. A foot formed at the base of each jamb by cutting the flanges of the 72EDC90, 300mm in from one end and bending the 72EDC90 through 90° with the flanges of the 300mm foot over the flanges of the jamb. The 300mm foot fixed to the floor with two screws at each end and two bands of Gyproc sealant between floor and underside of the foot. A Gyproc soffit cleat fixed each side of the 300mm foot at the door jamb end with the 25mm flange fixed to the floor with one 38mm x No. 12 woodscrew and the 35mm flange fixed with one Gyproc wafer head screw through the flange of the 72EDC90 and into the flange of the 70S50.

Door casing fixed using two self tapping No. 12 screws at each point 150mm from the bottom of the casing and 600mm centres thereafter. **Note the door casing was fitted without the use of packing material.**

Applicant: British Gypsum

The tested construction for BTC 1228S achieved the following result:

SUMMARY OF TESTS FOR GRADE COMPLIANCE					
Summary of Strength and Robustness of a specimen tested to BS 5234: Part 2: 1992					
Requirement Tested	Test method annex	Grade Performance achieved Pass/Fail			
		LD	MD	HD	SD
Stiffness	A			Pass	
Surface damage by small hard body impact:#	B			Tested	
Straight partition					
Resistance to damage by large soft body impact	C			Pass	
Straight partition					
Perforation by small hard body impact	D		See B. Pass	Fail	
Straight partition					
Resistance to structural damage by large soft body impact	E			Pass	
Door slamming	F				Pass
GRADE ACHIEVED			Pass		
# As this is indicative (without pass or fail criteria) the term "tested" is shown against the appropriate level of performance. Sponsors and specifiers should ascertain if surface damage is acceptable.					

The test was carried out in accordance with BS 5234: Part 2: 1992 Annexes A, B, C, D, E, and F. The test was carried out between the 28th and 29th September 1993 at the Building Test Centre. The test was carried out on behalf of British Gypsum.

Applicant: British Gypsum

BTC 15263S

A structural test conducted to BS 5234: PART 2: 1992 Annex D on a British Gypsum Gypwall partition clad with a single layer of 15mm Gyproc SoundBloc on Gypframe 70S50 'C' studs

The 2400mm high x 2400mm long test specimen was constructed in a test aperture; one end of the partition was fixed to the test rig and the other end remained free.

Gypframe 72C50 Standard Floor & Ceiling Channel was screw fixed to the head and base of the test aperture using 32mm Gyproc drywall timber screws spaced at 600 mm centres.

A Gypframe 70S50 'C' Stud was positioned between the head and base channels at one end and fixed to the test aperture using 32mm Gyproc drywall timber screw spaced at 600mm centres. A Gypframe 70S50 'C' Stud was positioned between the head and base channels at the opposite end but was not fixed in position.

Gypframe 70S50 'C' Studs were positioned between the head and base channel at 600mm centres.

The metal frame work was clad either side with a single layer of 15mm Gyproc SoundBloc. The boards were screw fixed around the perimeter and intermediate stud positions at 300mm centres using 32mm Gyproc drywall screws. All vertical joints were staggered between layers.

Gyproc SoundBloc

Nominally, 2400mm (long) x 1200mm (wide) x 15mm (thick) Gyproc SoundBloc manufactured by British Gypsum, ex Robertsbridge.

Average surface density:	13.91 kg/m ²
Average thickness:	15.11 mm
Board identification numbers:	24 092 7 08:01

The surface density was calculated using the actual weight and size of a selection of the boards used in the test specimen.

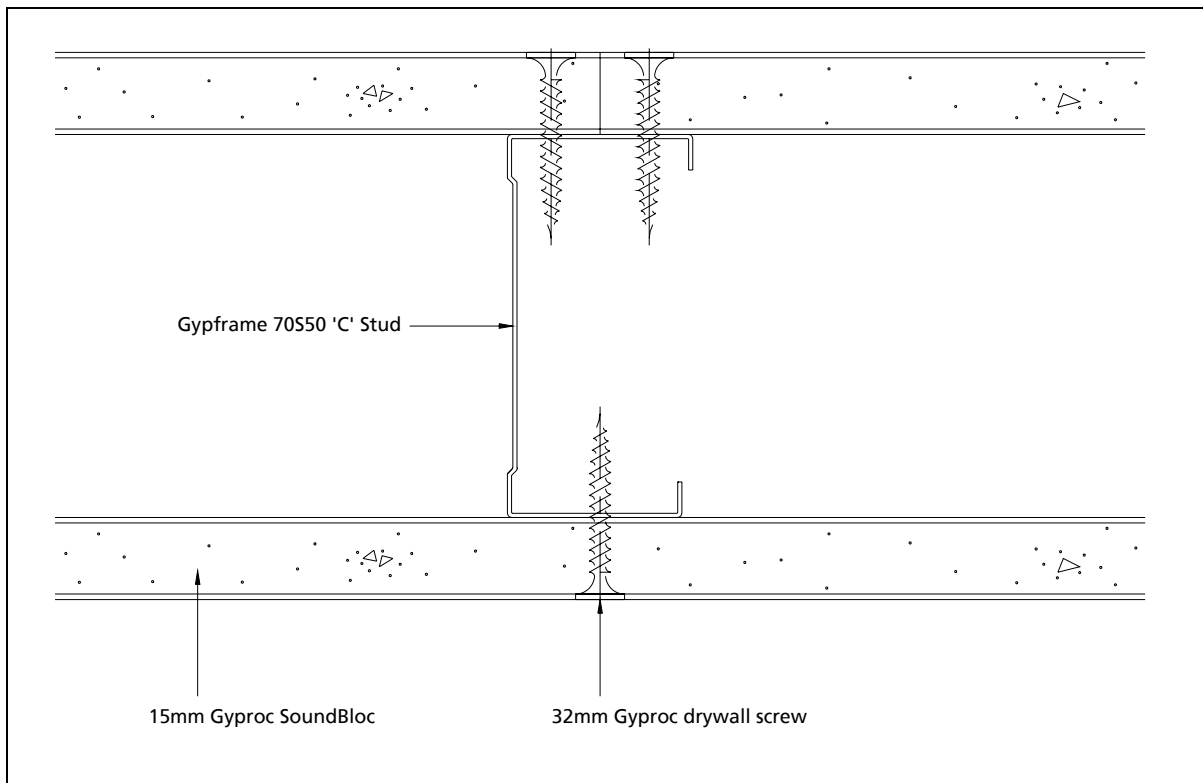


Figure 1. Cross sectional view through BTC 15263S

The tested construction for BTC 15263S achieved the following result:

TEST RESULT

The partition system conforms to the heavy duty requirements of BS 5234: Part 2: 1992: Annex D (perforation by small hard body impact).

The test was carried out in accordance with BS 5234: Part 2: 1992 Annex D. The test was carried out on the 14th May 2007 at the Building Test Centre. The test was carried out on behalf of British Gypsum.

Applicant: British Gypsum

BTC 11191S

A structural test conducted to BS 5234: PART 2: 1992, Annexes A - G on a 4.2m high Gyproc Gypwall Robust partition system incorporating Gyproc 70S70 studs at 600mm centres and single layer 13mm Gyproc DuraLine XL board each side

The partition specimen was erected in a straight run 4750mm long x 4200mm high with one fixed end and one free end. The specimen included a doorset, incorporating a door of 60kg nominal weight, positioned 700mm from the fixed end (see figure 1).

Gyproc 72C50 channel was screw fixed to the head and base of the test rig at 600mm centres. Gyproc 70S70 studs were positioned between the head and base channels at 600mm centres with a 70S70 stud at the fixed end.

To frame the door opening, Gyproc 70S70 studs were fixed either side of the opening. At the base, the 72C50 channels were extended 300mm beyond the door opening, and each flange of the extended channel was cut at the jamb position. The 300mm over run was bent through 90° to cover the bottom of the jamb stud and fixed twice either side using 13mm Gyproc wafer head screws. The head track for the door frame was formed from a Gyproc 72C50 channel which was cut and folded down to sleeve the door jamb studs. The remainder of the door jamb was sleeved using Gyproc 72C50 channel which was crimped at 600mm centres. Four additional fixings of 38mm No. 10 round head woodscrews were made at the base of the door jambs and at 150mm from the opening. Intermediate studs were placed centrally above the door and 150mm from the door closing jamb edge for taking the board edges.

The door casing was fixed with two 75mm Gyproc S point screws at each point 150mm from the base and continued at 600mm centres.

A single layer of 13mm Gyproc Duraline XL board was screw fixed either side of the framework around the perimeter and within the field of the board at 300mm centres to all metal members using 25mm Gyproc jack point screws. The metal was boarded so that no vertical joint fell in line with the door closing jamb stud. A horizontal fixing strap was fixed behind the horizontal joint at a height of 2400mm from the base of the partition.

Joints around the door frame were taped, jointed and architrave and skirting were fixed.

Applicant: British Gypsum

Gyproc Duraline XL Board

Nominally, 2400mm (long) x 1200mm (wide) x 13mm (thick), Gyproc Duraline XL board made by British Gypsum, ex Kirkby Thore works.

Surface density:	11.84kg/m ²
Actual thickness:	13.7mm
Board code:	27-039-0 18:52

The board thickness is the mean thickness of the boards used for the test specimen.

The tested construction for BTC 11191S achieved the following result:

SUMMARY OF TESTS FOR GRADE COMPLIANCE					
Requirement Tested	Test Annex	Grade Performance achieved Pass/Fail			
		LD	MD	HD	SD
Door slamming	F			Pass	
GRADE ACHIEVED	HEAVY				

The test was carried out in accordance with BS 5234: Part 2: 1992 Annexes A, B, C, D, E, and F. The test was carried out between the 28th and 29th September 1993 at the Building Test Centre. The test was carried out on behalf of British Gypsum.

BTC 095LC

Estimating the recommended maximum heights of British Gypsum partitions and linings lined with various lining materials

THE PREDICTION METHOD (GYPWALL METAL STUD PARTITIONS)

The partition stiffness is calculated from the addition of the metal stud frame stiffness and the board stiffness contribution.

The metal stud frame stiffness is calculated from the simple bending of the stud in the absence of non-linear effects and based on the second moment of area. This approach is used because the stud is constrained by the boards each side to bend about its central axis and the amount of movement is only 0.4% (i.e. L/240). The number of studs per metre is taken into account. The slight weakening effect of stud cut-outs is ignored here as is splicing but is counted within the board stiffness contribution.

STUD	STUD SPACING mm					
	600	600 Boxed	400	400 Boxed	300	300 Boxed
48S50	9.25	12.7	13.9	19	18.5	25.4
48I55	18.2		27.3		36.4	
60S55	16.6	22.7	24.9	34.1	33.2	45.4
60S70	21.1	28.9	31.7	43.4	41.2	57.8
60I55	29.1		43.7		58.2	
60I70	37		55.5		74	
70S50	21.2	29	31.8	43.6	42.4	58
70S70	29.7	40.7	44.6	61	59.4	81.4
70I70	51.4		77.1		102.8	
92S55	43.2	59.2	64.8	88.8	86.4	118.4
92S12	94.3	129.2	141.4	193.8	188.6	258.4
92I90	118.9		178.4		237.8	
146S50	115.3	158	173	236.9	230.6	316
146S55	126.8	173.7	190.2	260.6	253.6	347.4
146S70	161.4	221.1	242.1	331.7	322.8	442.2
146TI90	328.8		493.2		657.8	
43I50	8.8 (900cs)					

Table 1. Stud frame stiffness contributions x 10⁹Nmm²

This letter of conformity was conducted on behalf of British Gypsum, last updated 19th February 1997.

Applicant: British Gypsum

Sectional Properties for Studwork

British Gypsum Gypframe 70S50

Second Moment of area (gross or unreduced) for major axis bending:

$$I_{xx} = 5.59 \text{ cm}^4$$

British Gypsum Gypframe 92AS50

Second Moment of area (gross or unreduced) for major axis bending:

$$I_{xx} = 13.77 \text{ cm}^4$$

British Gypsum Gypframe 92S50

Second Moment of area (gross or unreduced) for major axis bending:

$$I_{xx} = 10.84 \text{ cm}^4$$

From inspection of DETAILS OF THE REQUEST and the sectional properties of the Gypframe 92S50 stud the EI of the partition can be estimated by:

Stud Stiffness Contribution (using Youngs Modulus of Elasticity for steel = 2.05 kNmm²):

$$EI = \frac{EI_{xx}}{c/c} = \frac{2.05 \times 10.84}{0.6}$$

Where *clc* is the stud centres.

Stud Stiffness Contribution EI = 37 x 10⁹ Nmm²

Evidence provided by British Gypsum on 3rd April 2009

Applicant: British Gypsum

DISCUSSION

With non-loadbearing lightweight steel stud constructions, the structural duty rating performance is governed by the surface density (mass) of the face linings, the number of board layers and the structural properties of the framework.

The system described in the DETAILS OF THE REQUEST have not been subjected to a partition grade test in accordance with BS 5234: Part 2 : 1992.

The three Annexes of BS 5234:Part2: 1992 which are determining factors in the partition duty grade achieved by a metal stud partition system are:

- Annex A – Determination of partition stiffness
- Annex D – Resistance to perforation by a small hard body impact
- Annex F – Determination of the effects of door slamming

The only changes to the construction detailed under DETAILS OF THE REQUEST compared to BTC 1228S is:

Partition element	Comment on differences between DETAILS OF THE REQUEST and Primary Evidence
Channel	Increase in cavity size of metal work from 72mm (72C50) to 94 mm (94C50)
Studs	Increase in cavity size of metal work from 70mm (70S50) to 92mm (92AS50) acoustic stud, except at door frame and partition ends which use 92mm (92S50) 'C' studs
Detail of metalwork at door	Old heavy/severe duty door detail description replaced with current version in line with current BG recommendation in White Book
Cladding	Gyproc WallBoard replaced with Gyproc SoundBloc of same thickness
Performance	Primary evidence achieved the desired HEAVY Duty performance in all tested annexes except for Annex D where it achieved MEDIUM duty only

Taking each of the determining factors described above in turn and considering secondary evidence:

Applicant: British Gypsum

Annex A – Determination of partition stiffness

Primary evidence:

The test performance for this annex achieved the desired HEAVY Duty however there are changes required in both metal work and cladding. In changing the cladding configuration the performance would be enhanced due to the increased density of the board and the fact the manufacturing process for Gyproc SoundBloc incorporates glass fibres in the core of the board.

Secondary evidence: Stud Sectional Properties

Comparison shows that the 92mm acoustic stud required under DETAILS OF THE REQUEST is stiffer than the the 70S50 stud used in the primary evidence. Therefore the partition stiffness should match and/or exceed the desired performance which was achieved by the primary evidence.

Annex D – Resistance to perforation by a small hard body impact

The hard body impact performance of a metal stud partition is a function of the board lining and in extreme cases the stiffness of the stud section. In the proposed case it is reasonable to assume that the differences in cladding will determine the Annex D performance

Primary evidence: BTC 1228S

The test performance failed to meet the desired HEAVY duty in the primary evidence.

Secondary evidence BTC 15263S:

Partition element	Differences in Secondary Evidence compared to Primary Evidence	Comment for assessment
Length	Only tested on 2.4m length partition	Not a determining factor in Annex D performance
Cladding	Gyproc WallBoard replaced with Gyproc SoundBloc of same thickness	As required under DETAILS OF THE REQUEST
Performance	Tested to annex D only and achieved Heavy Duty	Desired performance achieved

Annex F

The door slam test is mainly dependent on the detail of the framework around the door aperture. The requirements of the DETAILS OF THE REQUEST are taken from the current specification given by British Gypsum in the White Book for Severe/Heavy Duty Door Detail

Primary evidence: BTC 12285

The test performance for this annex achieved the desired HEAVY Duty however there are changes required to the door framing detail.

Secondary evidence: BTC 11191S, BTC 095LC and Stud Sectional Properties

Partition element	Differences in Secondary Evidence compared to Primary Evidence	Comment for assessment
Studs	Slightly thicker studs used in BTC 11191S compared to primary evidence. Inspection of BTC 095LC shows that the stud frame stiffness contribution is likely to be greater using 70S70 compared to the 70S50 in the primary	The specification required by DETAILS OF THE REQUEST would provide greater stud frame stiffness than BTC 11191S as from inspection of calculations on pages 12 and 13 we can see that the stud stiffness contribution for Gypframe 92S50 studs used for the door frame is expected to be in the region of $37 \times 10^9 \text{Nmm}^2$ as opposed to $30 \times 10^9 \text{Nmm}^2$ for Gypframe 70S70 studs. Although the door frame fixings into the metalwork for the 92S50 studs may be slightly less secure than the 70S70 studs due to the reduction in thickness of metalwork, this fixing detail was sufficient when using 70S50 studs in the primary evidence
Performance	BTC 11191S achieved Heavy Duty performance for the Annex F test	This meets the performance desired by DETAILS OF REQUEST

From the evidence above, it can be concluded that the construction described under DETAILS OF THE REQUEST would be likely to achieve a minimum duty rating of HEAVY if the partition was tested in accordance with BS 5234: Part 2: 1992 Annexes A, B, C, D, E & F.

Applicant: British Gypsum

CONCLUSION

In view of the foregoing evidence, it is our opinion that if the construction described under DETAILS OF THE REQUEST were subjected to a structural test, in accordance with BS 5234: Part 2: 1992 Annexes A, B, C, D, E & F, it would achieve the following performance:

Estimated Classification grade awarded to this partition system : HEAVY duty

LIMITATIONS

This assessment addresses itself solely to the ability of the partition system described to satisfy the criteria of the structural test and does not imply any suitability for use with respect to other unspecified criteria.

This assessment is issued on the basis of test data and information to hand at the time of issue. If contradictory evidence becomes available to the assessing authority the assessment will be unconditionally withdrawn and the applicant will be notified in writing. Similarly the assessment is invalidated if the assessed construction is subsequently tested since actual test data is deemed to take precedence over an expressed opinion. The assessment is valid initially for a period of five years after which time it is recommended that it be submitted to the assessing authority for re-appraisal. The opinions and interpretations expressed in this assessment are outside the scope of UKAS accreditation.

Applicant: British Gypsum

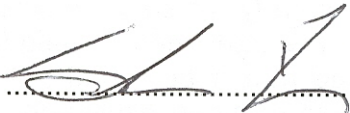
DECLARATION BY THE APPLICANT

We confirm that the component or element of structure, which is the subject of this assessment, has not to our knowledge been subjected to a structural test to the Standard against which this assessment is being made.

We agree to withdraw this assessment from circulation should the component or element of structure be subjected to a structural test to the Standard against which this assessment is being made.

We are not aware of any information that could adversely affect the conclusion of this assessment.

If we subsequently become aware of any such information we agree to ask the assessing authority to withdraw the assessment.

Signed:  Print Name JONATHAN YOUNG

For and behalf of British Gypsum.




AUTHORITY FOR USE OF TEST EVIDENCE

Test Report Numbers: BTC 1228S, BTC 15263S, BTC 11191S, BTC 095LC

We the undersigned agree to the above Test Reports being used as supporting evidence for the following assessment:

A structural letter of conformity for estimation of the BS 5234 duty rating of a British Gypsum Gypwall partition clad with a single layer of 15mm Gyproc SoundBloc and incorporating Gypframe 92A550 studs

Assessment client: British Gypsum

Signed:  Print Name: JONATHAN YOUNG
 Job Title: PLASTERBOARD TECHNOLOGIST
 Department: TECHNICAL

For and behalf of **British Gypsum**