

Wall lining systems

Drilyner systems

The Drilyner systems incorporate a range of drylining fixing methods:

Drilyner BASIC

The traditional method of fixing Gyproc WallBoard on masonry backgrounds.



Components required:
Gyproc Dri-Wall Adhesive

Use with:
Gyproc WallBoard
Gyproc Moisture Resistant
Gyproc DuraLine
Gyproc SoundBloc



Drilyner TL

A suitable method of fixing any Gyproc ThermoLine laminate on masonry backgrounds to improve thermal performance.



Components required:
Gyproc Dri-Wall Adhesive
Gyproc Nailable Plugs

Use with:
Gyproc ThermoLine BASIC
Gyproc ThermoLine PLUS
Gyproc ThermoLine SUPER



The fire resistance and sound insulation performances are for imperforate (e.g. sealed and airtight) partitions, walls and ceilings incorporating boards with all joints taped and filled, or skimmed according to British Gypsum's recommendations. The quoted performances are achieved only if British Gypsum components are used throughout, and the Company's fixing recommendations are strictly observed. Any variation in the specifications should be checked with British Gypsum.

Drilyner sI

Required when fixing Gyproc TriLine on masonry backgrounds to improve thermal and acoustic performance.



Components required:
Gyproc Dri-Wall Adhesive
Gyproc Nailable Plugs

Use with:
Gyproc TriLine



Drilyner RF

The system for fixing any Gyproc plasterboards to flat and plastered walls in refurbishment situations.



Components required:
Gyproc Sealant
Gyproc Nailable Plugs

Use with:
Most Gyproc plasterboards



Drilyner MF

A method of fixing Gyproc plasterboards, including duplex grade, and Gyproc ThermalLine laminates to Gypframe MF10 Channels which are bonded to masonry backgrounds using Gyproc Dri-Wall Adhesive.



Components required:
Gyproc Dri-Wall Adhesive
Gypframe MF10 Channels
Gyproc Drywall Screws
Gyproc Sealant

Use with:
Most Gyproc plasterboards

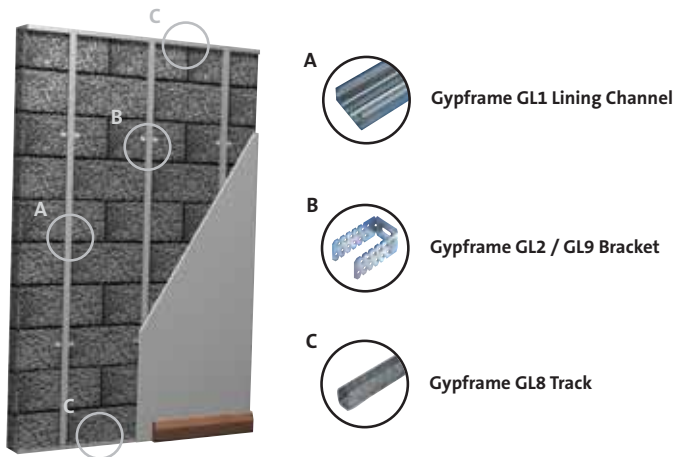


The fire resistance and sound insulation performances are for imperforate (e.g. sealed and airtight) partitions, walls and ceilings incorporating boards with all joints taped and filled, or skimmed according to British Gypsum's recommendations. The quoted performances are achieved only if British Gypsum components are used throughout, and the Company's fixing recommendations are strictly observed. Any variation in the specifications should be checked with British Gypsum.

Gyplyner systems

Gyplyner UNIVERSAL

A virtually independent metal framing system for lining walls, ideal for accommodating services such as waste pipes and cabling.



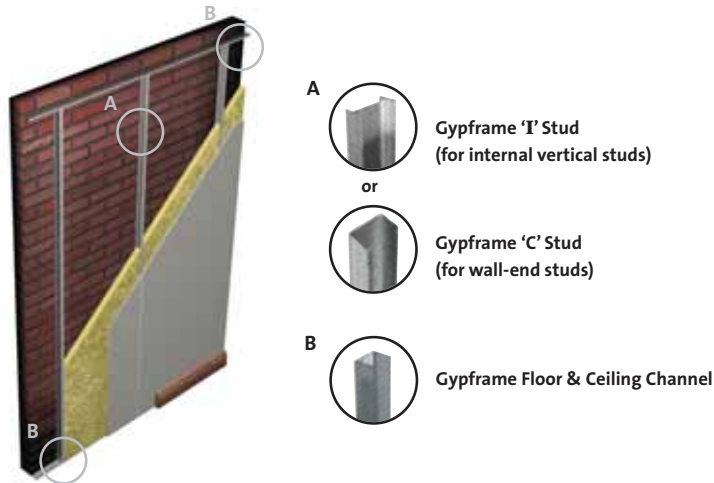
Components required:

Component list			Standard	Upgrade	Optional
Component	Length (mm)				
1 Gyplyner GL1 Lining Channel Vertical channel for board fixing	2400	✓			
	2700				
	3000				
	3600				
2 Gyplyner GL2 Bracket For fixing channel to masonry - maximum stand off 75mm	195 flat	✓			
	Gyplyner GL9 Bracket For fixing channel to masonry - maximum stand off 125mm	295 flat		✓	
3 Gyplyner GL8 Track For positioning GL1 to floor and ceiling	3600	✓			
4 Gyplyner GL11 Gyplyner Anchors For securing brackets to solid backgrounds	-	✓			
5 Gyplyner GL3 Channel Connector For connecting GL1 channels together	-				✓
6 Gyproc Wafer Head Drywall Screws	13	✓			
7 Gyplyner GFS1 Fixing Strap For backing horizontal board joints in double layer linings	2400	✓			
	Gyplyner GFT1 Fixing 'T' For extra strong horizontal board joints in single layer linings	2400		✓	
8 Gyplyner 99 FC 50 Fixing Channel For providing horizontal support for wall fixtures (e.g. shelves, racks, bathroom fittings)	2400				✓
	Gyplyner 150 FC 90 Fixing Channel For providing horizontal support for heavy weight wall fixtures (e.g. wash basins, wall cupboards)	1197			✓
9 Gyproc Drywall Screws	as required	✓			
10 Gyproc Plasterboard	as required	✓			

The fire resistance and sound insulation performances are for imperforate (e.g. sealed and airtight) partitions, walls and ceilings incorporating boards with all joints taped and filled, or skimmed according to British Gypsum's recommendations. The quoted performances are achieved only if British Gypsum components are used throughout, and the Company's fixing recommendations are strictly observed. Any variation in the specifications should be checked with British Gypsum.

GyLyner iwL (Independent Wall Lining)

A totally independent wall lining system, erected completely independently of the external wall construction. It is ideal for use where the masonry background is uneven or where an increase in sound or thermal performance is required.



Components required:

Component list		Length (mm)	Standard	Upgrade	Optional
1	Component				
1	Gypframe 48 I 50 'I' Stud For increased strength and impact resistance	2700 3000	✓		
2	Gypframe 48 S 50 'C' Stud For wall end abutments	2400 2700 3000 3600	✓		
3	Gypframe 50 C 50 Standard Floor & Ceiling Channel	3600	✓		
	Gypframe 50 DC 60 Deep Flange Floor & Ceiling Channel For improved impact resistance, deflection heads and improved skirting fixing	3600		✓	
	Gypframe 50 EDC 70 Extra Deep Flange Floor & Ceiling Channel For improved impact resistance, deflection heads and improved skirting fixing	3600		✓	
4	Gyproc Wafer Head Drywall Screws	13	✓		
5	Gypframe GFS1 Fixing Strap For backing horizontal board joints	2400	✓		
	Gypframe GFT1 Fixing 'T' For extra strong horizontal board joints	2400		✓	
6	Gypframe 99 FC 50 Fixing Channel For providing horizontal support for medium weight wall fixtures (e.g. shelves, bathroom fittings)	2400			✓
	Gypframe 150 FC 90 Fixing Channel For providing horizontal support for heavyweight wall fixtures (e.g. wash basins, wall cupboards)	1197			✓
7	Gypframe GA5 Internal Fixing Angle For optimum acoustic performance at 90° wall junctions	3600			✓
8	Gyproc Drywall Screws	as required	✓		
9	Gyproc Plasterboard	as required	✓		

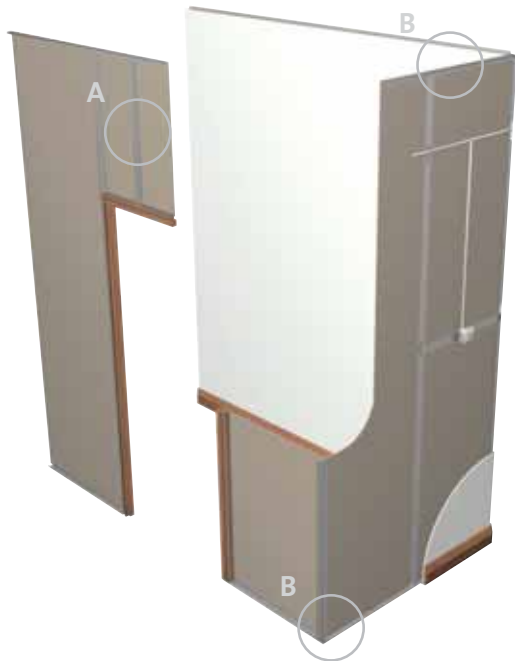
Gypframe Floor & Ceiling Channels should be 2mm wider to accommodate the stud. For example a Gypframe 48 I 50 'I' Stud will fit into a Gypframe 50 C 50 Standard Floor & Ceiling Channel, Gypframe 60 I 50 'I' Stud will fit into a Gypframe 62 C 50 Standard Floor & Ceiling Channel, and so on.





The fire resistance and sound insulation performances are for imperforate (e.g. sealed and airtight) partitions, walls and ceilings incorporating boards with all joints taped and filled, or skimmed according to British Gypsum's recommendations. The quoted performances are achieved only if British Gypsum components are used throughout, and the Company's fixing recommendations are strictly observed. Any variation in the specifications should be checked with British Gypsum.

Partition system

GypWall classic

Can be used to design and build multi-purpose partitions, suitable in all types of building.



- A  Gypframe 'C' Stud
- or  Gypframe AcouStud
- or  Gypframe 'I' Stud
- B  Gypframe Floor & Ceiling Channel



The fire resistance and sound insulation performances are for imperforate (e.g. sealed and airtight) partitions, walls and ceilings incorporating boards with all joints taped and filled, or skimmed according to British Gypsum's recommendations. The quoted performances are achieved only if British Gypsum components are used throughout, and the Company's fixing recommendations are strictly observed. Any variation in the specifications should be checked with British Gypsum.

Components required:

Component list		Length (mm)	Standard	Upgrade	Optional
1	Gypframe 70 S 50 'C' Stud Vertical supports in wall framing	2400	✓		
		2700			
		3000			
		3600			
		4200			
	Gypframe 70 S 60 'C' Stud Heavier gauge for increased strength and impact resistance	3600			✓
		4200			
	Gypframe 70 AS 50 AcouStud For improved acoustic performance	2400			✓
		2700			
		3000			
		3600			
		4200			
Gypframe 70 I 50 'I' Stud For increased height and impact resistance	3600			✓	
	4200				
Gypframe 70 I 70 'I' Stud Heavier gauge for ultimate strength and impact resistance	3600			✓	
	4200				
2	Gypframe 72 C 50 Standard Floor & Ceiling Channel	3600	✓		
	Gypframe 72 DC 60 Deep Flange Floor & Ceiling Channel For improved impact resistance, deflection heads and improved skirting	3600		✓	
	Gypframe 72 EDC 80 Extra Deep Flange Floor & Ceiling Channel For improved impact resistance, deflection heads and improved skirting	3600		✓	
	Gypframe 72 EDCL 80 Curveliner Channel For curved walls	2000			✓
3	Gyproc Wafer Head Drywall Screws	13	✓		
4	Gypframe GFS1 Fixing Strap For backing horizontal board joints in double layer linings	2400	✓		
	Gypframe GFT1 Fixing 'T' For extra strong horizontal board joints in single layer linings	2400		✓	
5	Gypframe 99 FC 50 Fixing Channel For providing horizontal support for medium weight wall fixtures (e.g. shelves, bathroom fittings)	2400			✓
	Gypframe 150 FC 90 Fixing Channel For providing horizontal support for heavyweight wall fixtures (e.g. wash basins, wall cupboards)	1197			✓
6	Gypframe A5 Internal Fixing Angle For optimum acoustic performance at 90° wall junctions	3600			✓
7	Gyproc Drywall Screws or Gyproc Jack-Point Screws	as required	✓		
8	Gyproc Plasterboard	as required	✓		

The GypWall **classic** system can be built in stud thicknesses of 48mm, 60mm, 70mm, 92mm and 146mm. The choice of width will depend on several factors:

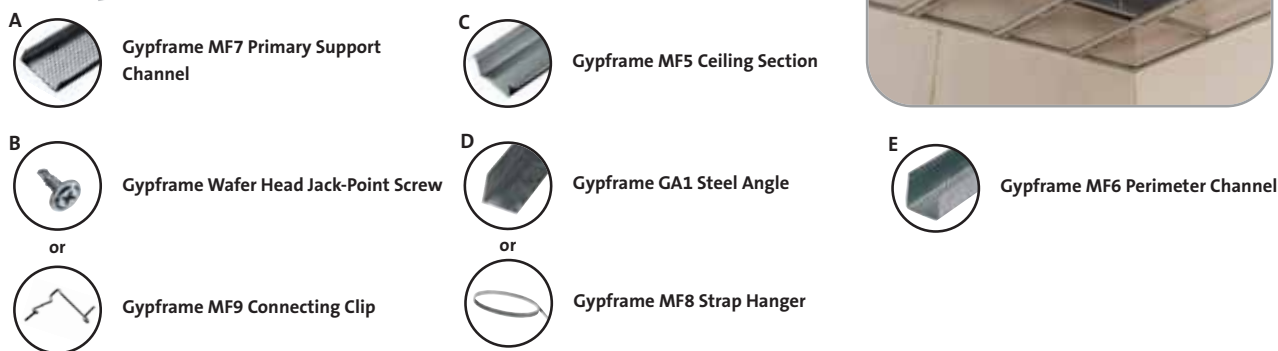
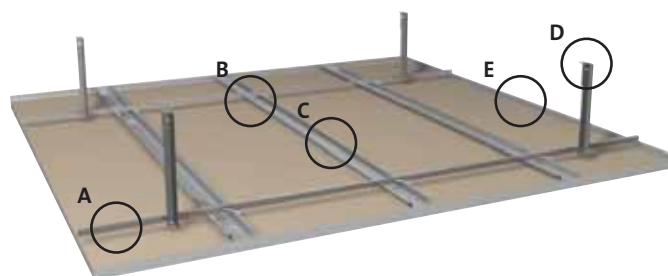
- The space restrictions of the job.
- Where additional acoustic performance is required (the thicker the stud, the higher the level of sound insulation). Alternatively Gypframe AcouStuds can be used.
- To accommodate services (e.g. cabling) in the partition.

The fire resistance and sound insulation performances are for imperforate (e.g. sealed and airtight) partitions, walls and ceilings incorporating boards with all joints taped and filled, or skimmed according to British Gypsum's recommendations. The quoted performances are achieved only if British Gypsum components are used throughout, and the Company's fixing recommendations are strictly observed. Any variation in the specifications should be checked with British Gypsum.

Ceiling systems

CasoLine MF

A suspended ceiling system suitable for most internal drylining applications. The grid remains completely concealed and the ceiling can be joint-treated or skim plastered to finish. The plenum or void above the lining can also provide space for services, including ventilation ducts.



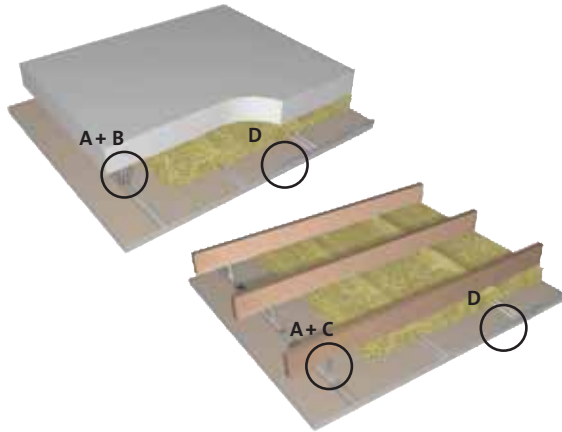
Components required:





Component list		Length (mm)	Standard	Upgrade	Optional
1	Component				
1	Gypframe MF7 Primary Support Channel For primary support of MF5	3600	✓		
2	Gypframe MF5 Ceiling Section For board fixing	3600	✓		
3	Gypframe MF6 Perimeter Channel For perimeter support	3600	✓		
4	Gyproc Wafer Head Jack-Point Screws For fixing	13	✓		
	Gypframe MF9 Connecting Clip For connecting MF5 to MF7				✓
	Gypframe GA1 Steel Angle For suspending MF7	2900	✓		
5	Gypframe MF8 Strap Hanger For suspending MF7	25m roll			✓
	Gypframe GAH1 Acoustic Hanger For improved acoustic performance in a timber joist floor	35		✓	
	Gypframe GAH2 Acoustic Hanger For improved acoustic performance in a timber joist floor	70		✓	
6	Gypframe MF11 Nut and Bolt For connecting hanger to soffit cleat	6 x 12	✓		
7	Gypframe MF12 Soffit Cleat For suspension support from structural soffit	27 x 37 x 25 x 1.6	✓		
8	Gyproc Wafer Head Drywall Screws For metal to metal fixing less than 0.8mm thick	13	✓		
9	Gyproc Drywall Screws	as required	✓		
10	Gyproc Plasterboard	as required	✓		

The fire resistance and sound insulation performances are for imperforate (e.g. sealed and airtight) partitions, walls and ceilings incorporating boards with all joints taped and filled, or skimmed according to British Gypsum's recommendations. The quoted performances are achieved only if British Gypsum components are used throughout, and the Company's fixing recommendations are strictly observed. Any variation in the specifications should be checked with British Gypsum.

Gyplyner UNIVERSAL

A general purpose ceiling lining system suitable for most internal applications. Many of the components are compatible with the Gyplyner UNIVERSAL wall lining system.



- A**  Gypframe GL1 Lining Channel
- B**  Gypframe GL2 / GL9 / GL12 Bracket
- C**  Gypframe GL5 / GL6 Timber Connector
- D**  Gypframe GL8 Track




Components required:

Component list		Length (mm)	Standard	Upgrade	Optional
Component					
1	Gypframe GL1 Lining Channel Vertical channel for board fixing	2400 2700 3000 3600	✓		
2	Gypframe GL2 Bracket For fixing channel to masonry - maximum stand off 75mm	195 flat	✓		
	Gypframe GL9 Bracket For fixing channel to masonry - maximum stand off 125mm	295 flat		✓	
	Gypframe GL12 Bracket For fixing channel to masonry - maximum stand off 175mm	395 flat		✓	
	Gypframe GL5 Timber Connector For connecting to timber joists - maximum stand off 70mm	70			✓
	Gypframe GL6 Timber Connector For connecting to timber joists for greater extension - maximum stand off 120mm	170			✓
3	Gypframe GL8 Track For positioning GL1 to floor and ceiling	3600	✓		
4	Gypframe GL3 Channel Connector For connecting GL1 channels together	N/A			✓
5	Gypframe GL11 Gyplyner Anchors For securing brackets to solid backgrounds	N/A	✓		
6	Gyproc Wafer Head Drywall Screws	13	✓		
7	Gypframe GFS1 Fixing Strap For backing horizontal board joints in double layer linings	2400	✓		
	Gypframe GFT1 Fixing 'T' For extra strong horizontal board joints in single layer linings	2400		✓	
8	Gypframe 99 FC 50 Fixing Channel For providing horizontal support for wall fixtures (e.g. shelves, racks, bathroom fittings)	2400			✓
	Gypframe 150 FC 90 Fixing Channel For providing horizontal support for heavyweight wall fixtures (e.g. wash basins, wall cupboards)	1197			✓
9	Gyproc Drywall Screws	as required	✓		
10	Gyproc Plasterboard	as required	✓		

The fire resistance and sound insulation performances are for imperforate (e.g. sealed and airtight) partitions, walls and ceilings incorporating boards with all joints taped and filled, or skimmed according to British Gypsum's recommendations. The quoted performances are achieved only if British Gypsum components are used throughout, and the Company's fixing recommendations are strictly observed. Any variation in the specifications should be checked with British Gypsum.

GypFloor SILENT

GypFloor SILENT is specified in residential conversion or improvement work to upgrade existing timber joist floors to meet the acoustic requirements of Building Regulations Approved Document E. It is also used in new-build to improve the sound insulation performance of internal floors.




Components required:

Component list			Standard	Upgrade	Optional
Component	Length (mm)				
1	Gypframe SIF1 Floor Channel For supporting Gyproc Plank centrally over joists 63mm or less	2000	✓		
	Gypframe SIF4 Floor Channel For supporting Gyproc Plank centrally over joists 64mm to 75mm	2000		✓	
2	Gypframe SIF2 Floor Channel For supporting Gyproc Plank at joists adjacent to wall (at perimeters) and joists over 75mm	2000	✓		
3	Gypframe RB1 Resilient Bar For fixing to the underside of joists for plasterboard fixing to maximise acoustic performance	3000	✓		
4	Gypframe SIF5 Floor Screws For fixing floorboard through plank into floor channel	55	✓		
5	19mm Gyproc Plank	As required	✓		
6	Gyproc Drywall Screws For fixing Gypframe RB1 Resilient Bar to timber joists	36	✓		
7	Gyproc Drywall Screws For fixing Gyproc plasterboard to Gypframe RB1 Resilient Bar	as required	✓		
8	Gyproc Plasterboard	as required	✓		

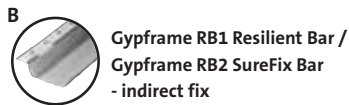
The fire resistance and sound insulation performances are for imperforate (e.g. sealed and airtight) partitions, walls and ceilings incorporating boards with all joints taped and filled, or skimmed according to British Gypsum's recommendations. The quoted performances are achieved only if British Gypsum components are used throughout, and the Company's fixing recommendations are strictly observed. Any variation in the specifications should be checked with British Gypsum.

Timber joist

Ceiling linings fixed to timber joist floors are an established form of construction widely used in both new housing and refurbishment.



A Gyproc Drywall Timber Screw - direct fix



B Gypframe RB1 Resilient Bar / Gypframe RB2 SureFix Bar - indirect fix

Components required:

Gypframe Drywall Timber Screws - used in direct fix applications.

Gypframe RB1 Resilient Bar - used in enhanced acoustic performance.

Gypframe RB2 SureFix Bar - used in optimise acoustic performance and eliminate nail popping.

The fire resistance and sound insulation performances are for imperforate (e.g. sealed and airtight) partitions, walls and ceilings incorporating boards with all joints taped and filled, or skimmed according to British Gypsum's recommendations. The quoted performances are achieved only if British Gypsum components are used throughout, and the Company's fixing recommendations are strictly observed. Any variation in the specifications should be checked with British Gypsum.